



Zen Oval ZOTO6036 60" x 36" x 21"

PRODUCT NUMBER: ZOTO6036  

TUB ONLY SERIES

Hydro Massage
Your Health ... Our Passion

TECHNICAL SPECIFICATIONS

Drain	End drain
Pump Location(s): N/A	Std. = Standard / Alt LF/RF Optional
Bath Weight (empty)	165 lbs
Gallons to Operate	66-84

ELECTRICAL SPECIFICATIONS

Motor/Pump	N/A
Inline Stainless Steel Heater	N/A

BATHERS: 1

INSTALLATION

•	DECK (D)
•	UNDER MOUNT (U)
	ALCOVE (A)
	FREESTANDING (F)
	CLAWFOOT (L)
	PEDESTAL (P)



STANDARD FEATURES & ACCESSORIES for TUB ONLY SERIES

STANDARD ACCESSORIES

EZ Level Adjustable Legs

REQUIREMENTS

Tub should not be supported by the lip in any way.

Level tub & screw or glue EZ Level adjustable legs to sub floor.

CUT OUT DIMENSIONS:

OVALS: A template will be provided

RECTANGLES: Subtract 1" to 1.5" from length & width for hole cut out size

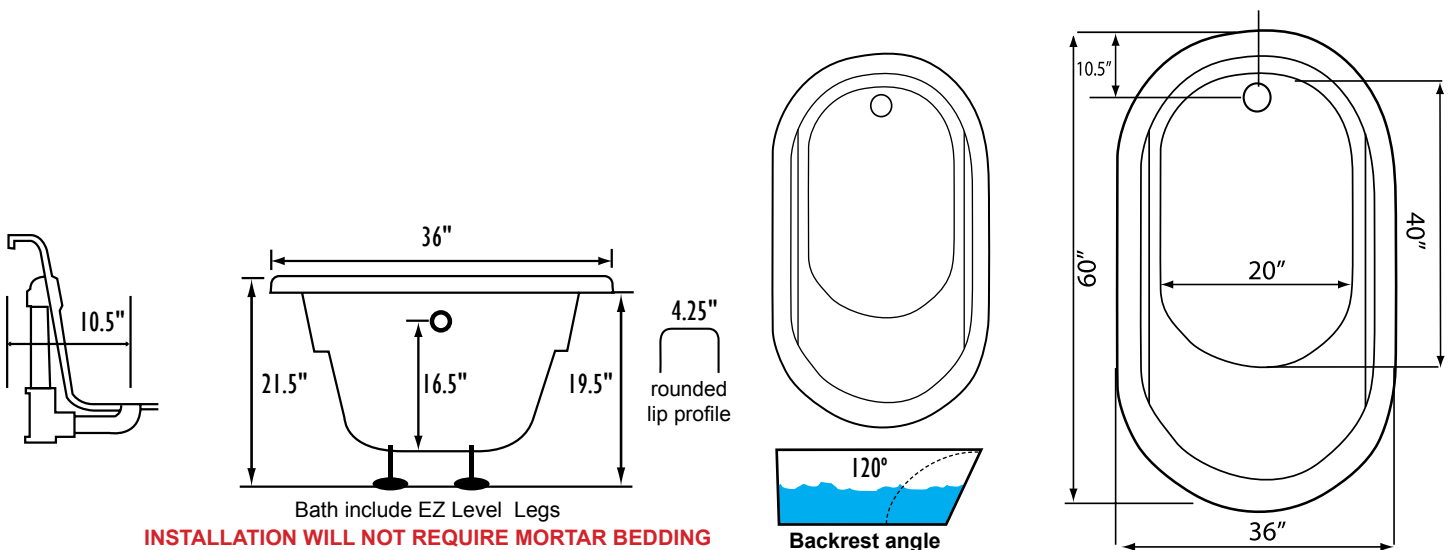
EZ CLEAN CAST ACRYLIC

LIMITED LIFETIME WARRANTY



OPTIONAL FEATURES & ACCESSORIES

(Please type in the box below)



Some standard & most alternate pump locations may stickout past perimeter of the bath 1"-3". NOTE: Graphics may not be to scale. Specifications and features are subject to change without notice and are $\pm .25"$. All final measurements should be taken from tub on site. Access 18"x 18" or larger is required for each pump. Consult your contractor for installation requirements.