



SPECIFICATIONS

COS-850SLTX-E Cooktop



Size	30 Inch
Installation	Drop-In
Fuel	Gas
Controls	Metal Constructed Knobs
Material	304 Stainless Steel
Electrical	120V / 60Hz
Certifications	ETL Listed
Included Components	Hardware, Install Kit, Power Cord, User Manual
Burners	<ul style="list-style-type: none">• Super Rapid / 16,000 BTU• Rapid / 8,500 BTU• Semi-Rapid / 6,800 BTU (x2)• Auxiliary / 5,000 BTU

COS-850SLTX-E

Designed to perform as well as it looks, Cosmo's COS-850SLTX-E Gas Cooktop features 5 gas burners that allow you to cook from a high heat for boiling, frying, or searing to a low simmer for the most delicate sauces.

Features

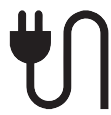
- Designed for drop-in installation
- 5 sealed gas burners
- Electronic ignition
- Stainless steel surface
- Heavy-duty cast iron grates
- Wok grate attachment



Electronic Ignition



Metal Knobs



3-Prong Plug



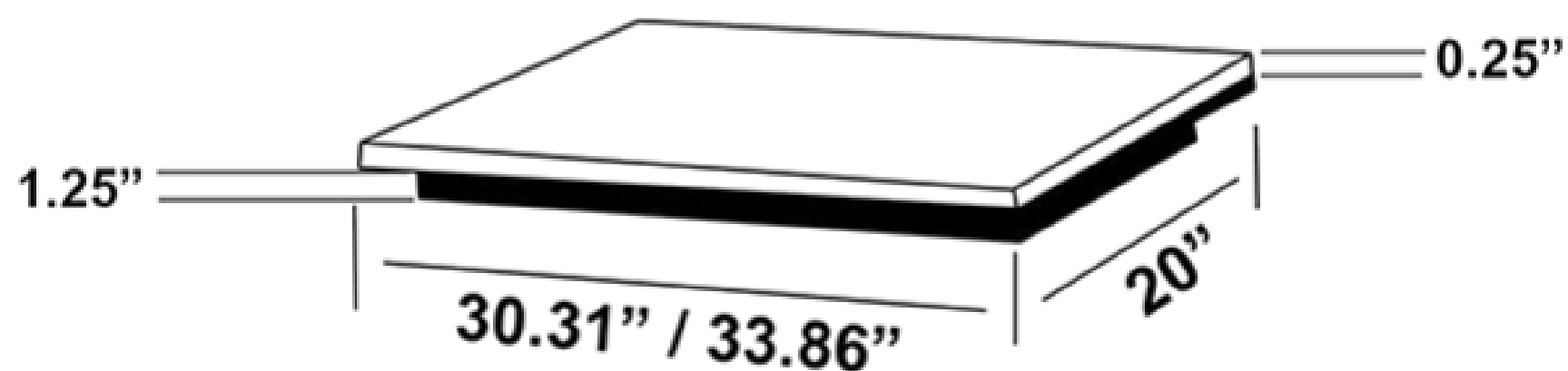
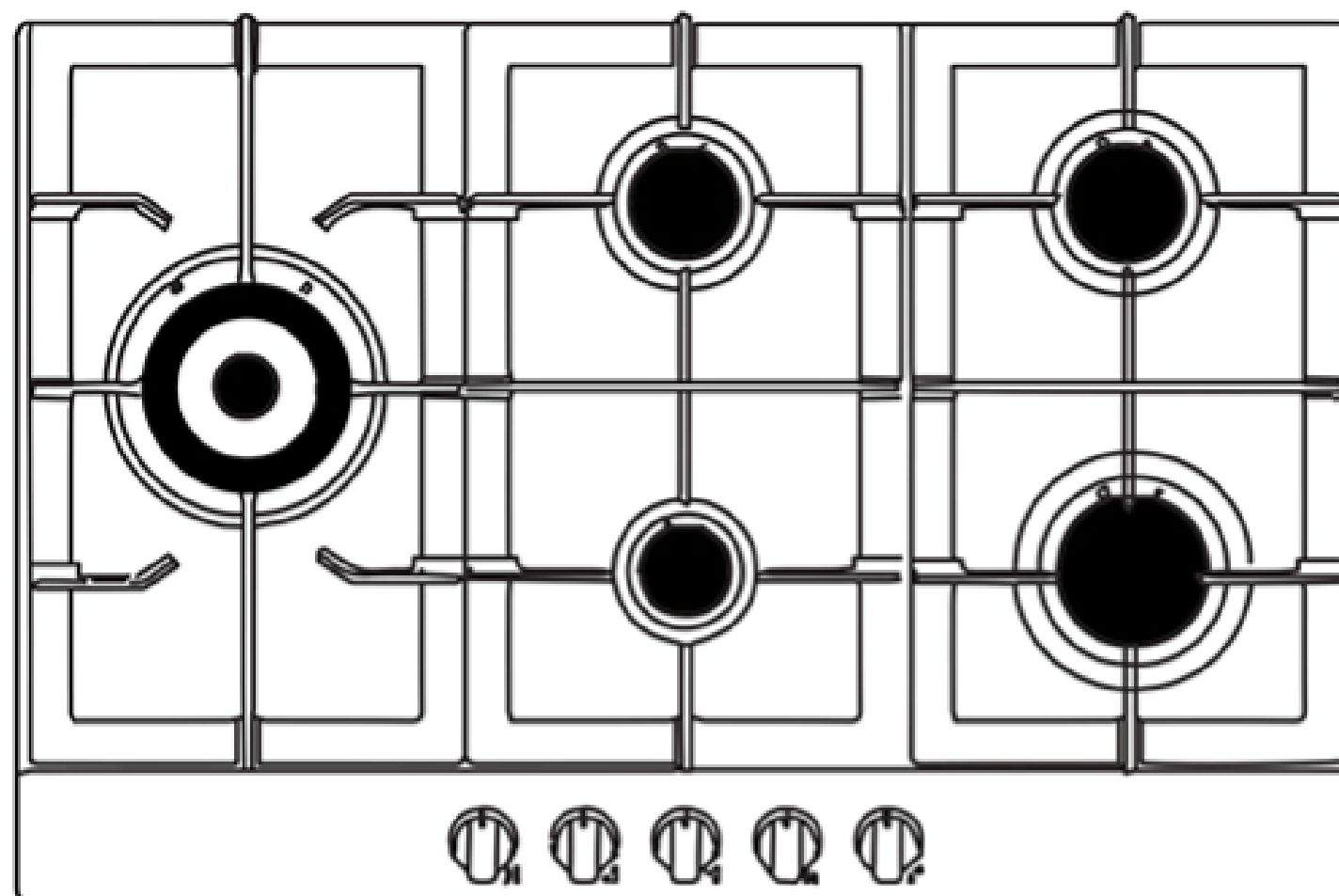
See Page 2 for dimensions



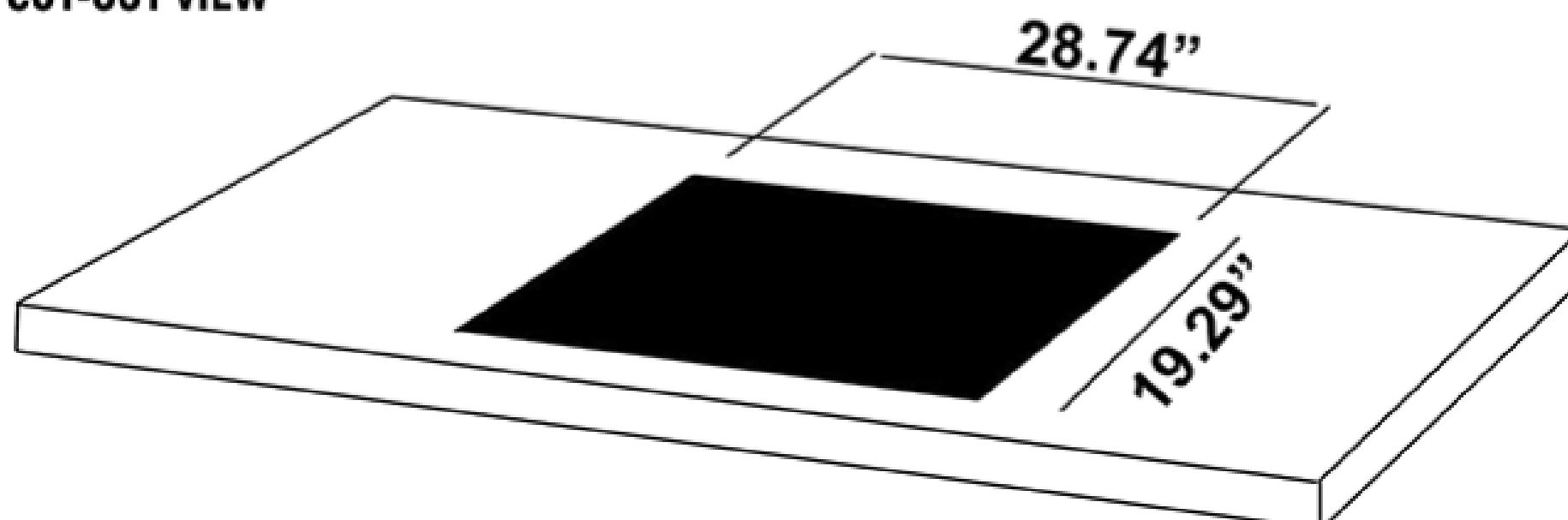
DIMENSIONS

COS-850SLTX-E Cooktop

TOP VIEW



CUT-OUT VIEW



Dimensions (WxDxH): 30.3" x 20" x 1.5"