



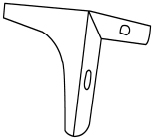


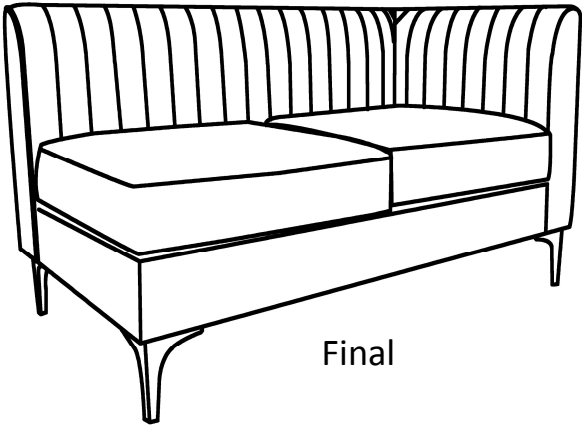
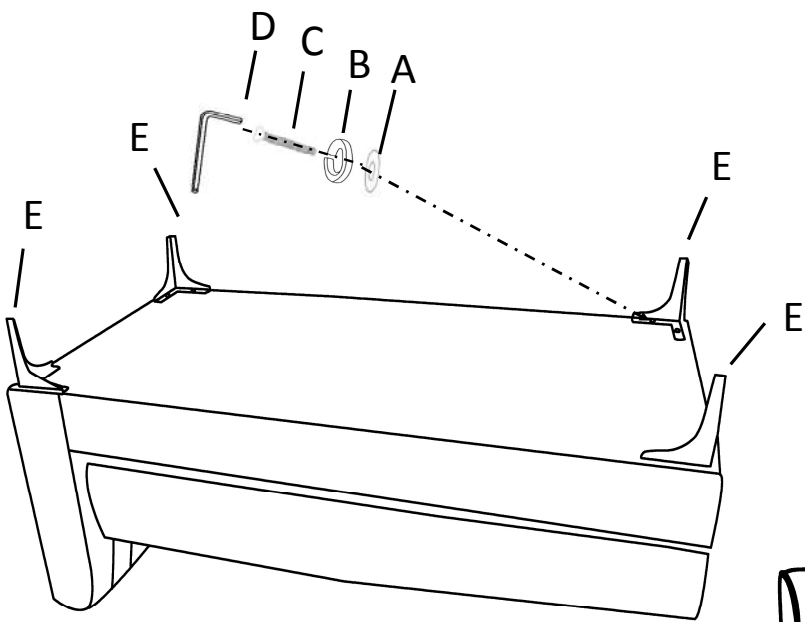
ASSEMBLY INSTRUCTIONS

*Please don't lock down the bolts before all parts installed.

HARDWARE LIST

NO.	Picture	Description	QTY
A		Flat washer	8
B		Spring Washer	8
C		Bolts	8
D		Hexagon Key	1
E		Stainless steel Leg	4

Step 1





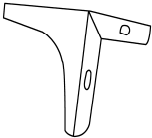


Final

ASSEMBLY INSTRUCTIONS

*Please don't lock down the bolts before all parts installed.

HARDWARE LIST

NO.	Picture	Description	QTY
A		Flat washer	8
B		Spring Washer	8
C		Bolts	8
D		Hexagon Key	1
E		Stainless steel Leg	4

Step 1

