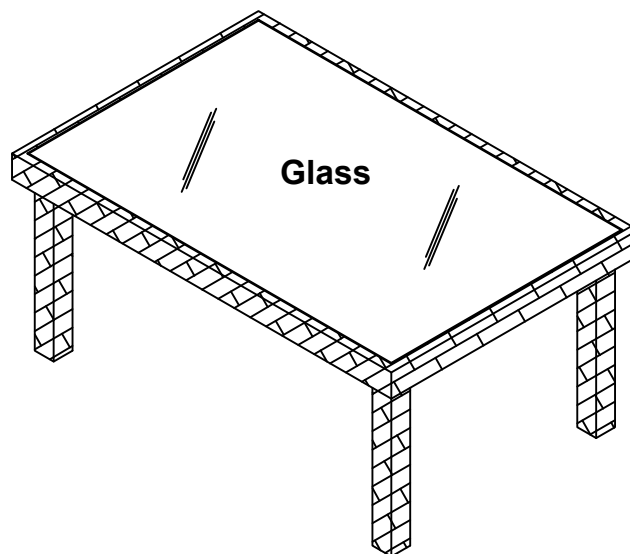




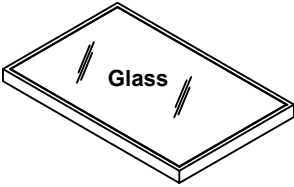
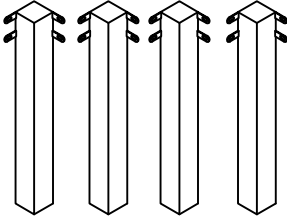
ASSEMBLY INSTRUCTIONS

ITEM NO. : COW 3648 - BRW/GREY


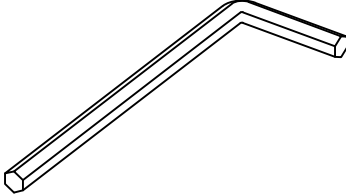


Thank you for purchasing a Carolina Outdoors company product. This product has been designed for easy assembly and is constructed for durability. Please take the time to read and follow the assembly instructions carefully. If a part or hardware is missing or you have any difficulties in assembling this product, please contact Customer Service at support@carolinachairandtable.com or call us Toll-Free at 1-800-228-3876.

PART LIST :

A. TABLE TOP GLASS ASSEMBLY 	B. LEG ASSEMBLY 
---	---

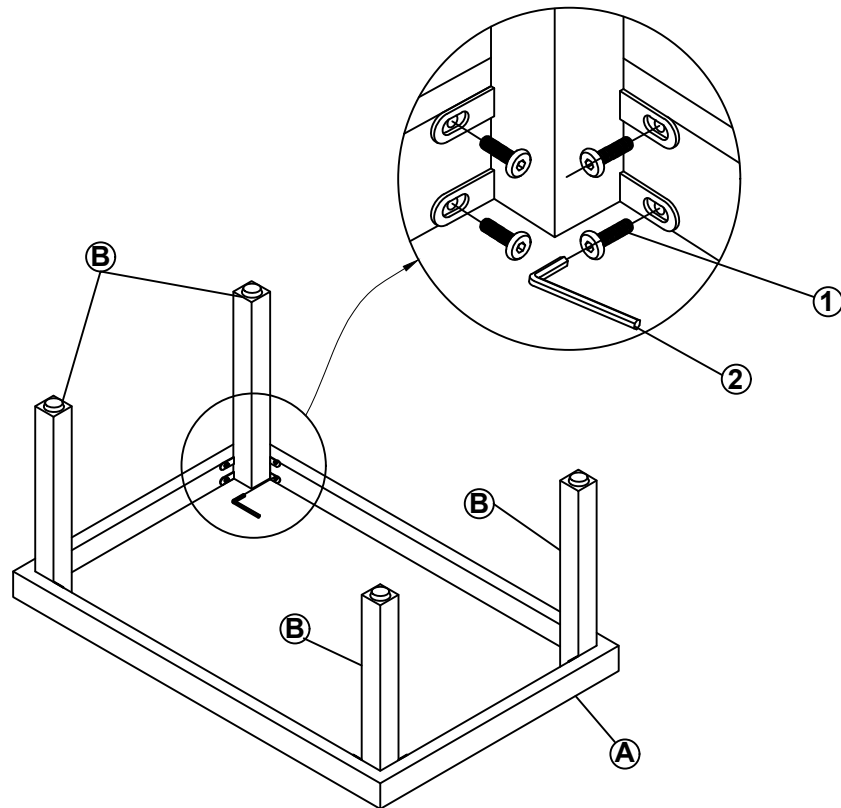
HARDWARE LIST

1.BOLT 	2. ALLAN KEY M4 
---	--

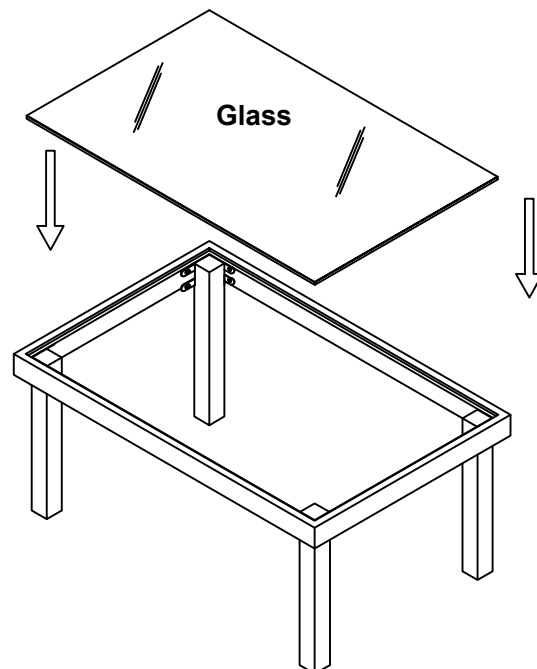
NOTE

- ❖ Read these instructions carefully before assembling
- ❖ Tools required : Phillips screwdriver.
- ❖ Find a clean,smooth area on which to work,such as carpet,in order to avoid scratching the metal surface.
- ❖ Wait to dispose of the packing material until assembly is complete and all parts &hardware are accounted for.
- ❖ Two people might be required for assembly

STEP 1



STEP 2



Thank you for your purchase. Our items are intended for residential use only. To clean and maintain your furniture we recommend dry dust with a soft clean cloth. Do not use harsh chemicals to clean your furniture as this could damage the protective top coat and/or finish