

Material

- For use with Kohler Invigoration® Steam Generators between 18 and 30 kilowatts.
- Kohler finishes resist corrosion and tarnish.
- Allows Kohler Invigoration® Steam Generator to be controlled with DTV+ controller.
- Adjustable time and temperature settings between 90 and 125 degrees Fahrenheit.
- Aromatherapy reservoir on steam heads.
- Includes two steam heads, temperature sensor, and adapter.
- 20-minute safety shutoff.
- Requires DTV+ shower components (sold separately).
- Not compatible with other manufacturers' steam generators.
- Includes two steam heads, temperature sensor, and adapter.
- For use with KOHLER Invigoration® steam generators between 18kW-30kW.
- Allows steam generator to interface with KOHLER DTV+ showering system.
- Improved sensor reduces temperature fluctuations for a consistent steam shower temperature.
- Adjustable temperature settings between 90 and 125 degrees Fahrenheit.
- Adjustable time setting with 20-minute safety shutoff.
- Circular steam head design allows steam to be evenly dispensed throughout shower.
- Aromatherapy reservoir on steam head.
- KOHLER finishes resist corrosion and tarnishing.
- 20-minute safety auto-shutoff.
- Quick-connect RJ-12 cord and connector for simplified installation and service.
- Mounting arm and gasket included.
- Requires DTV+ shower components (sold separately).

Loose component/s: Terminator, Dual Connector, Thermistor Harness, DTV harness, 16" crossover cable, 10" Straight Cable, 6' Straight Cable, and Steamhead assembly (2).



Codes/Standards







None Applicable

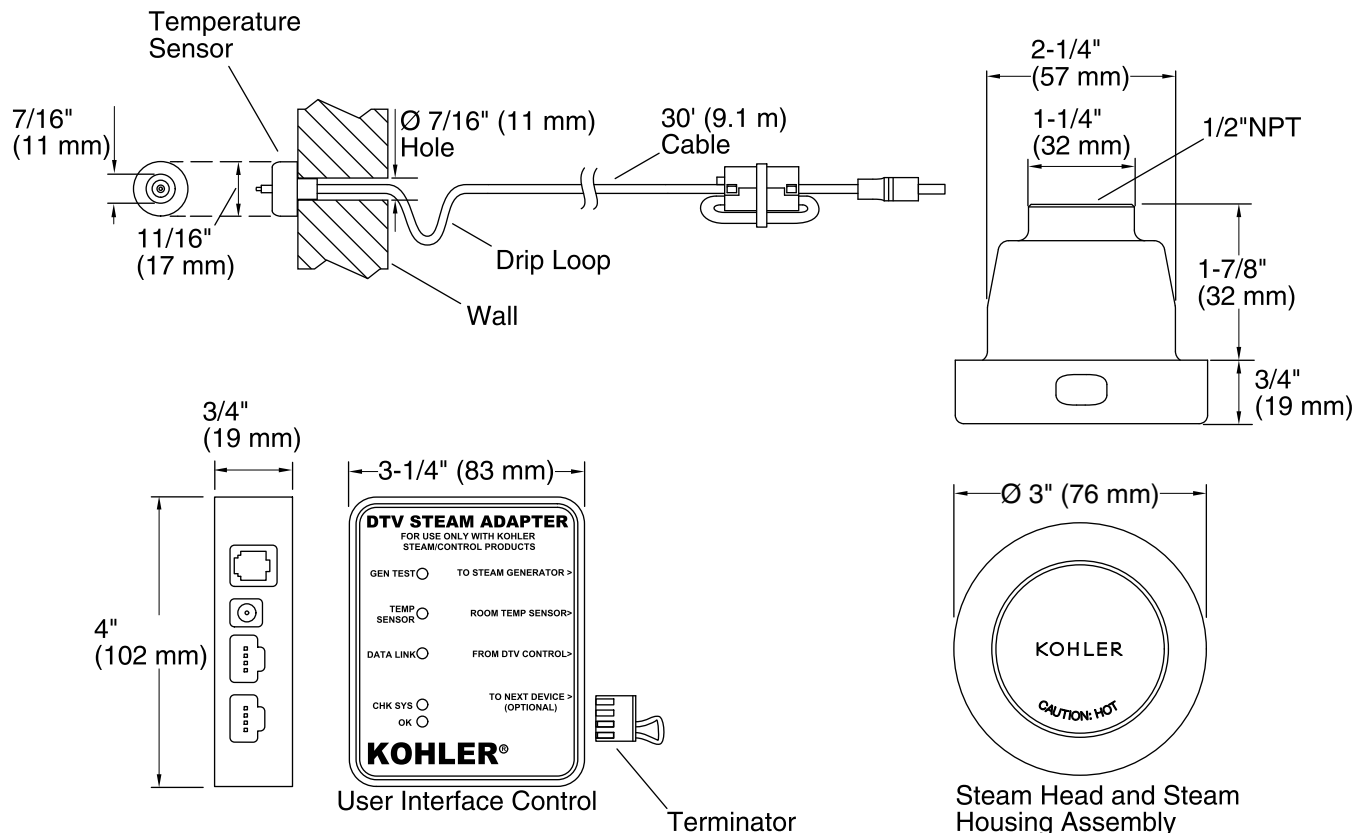
KOHLER® Electronic Faucets, Valves, and Controls Five-Year Limited Warranty

See website for detailed warranty information.

Available Colors/Finishes

Color tiles intended for reference only.

Color	Code	Description
	CP	Polished Chrome
	SN	Vibrant® Polished Nickel
	BN	Vibrant® Brushed Nickel
	BV	Vibrant® Brushed Bronze
	2BZ	Oil-Rubbed Bronze
	TT	Titanium



Technical Information

All product dimensions are nominal.

Notes

Install this product according to the installation guide.

CAUTION: Risk of scalding. Do not locate the steam head near a seat or bench, as the steam head is hot during operation and may scald the user if touched.

The temperature sensor should be mounted on the wall opposite the steam head. The steam head should be located as far from the seating area as possible.

Locate the steam head 6" (152 mm) above the floor and at least 4-1/2" (114 mm) from the threshold.