



# ASSEMBLY INSTRUCTION FOR ACME FURNITURE

## MODEL: #26939

Thank you for purchasing the quality product. Be sure to check all packing material carefully for small parts which may have come loose inside the carton during shipment. Separate, identify and count all parts and metal hardware. Compare with all parts listed to be sure all parts are present. If any part(s) are missing or damaged, please contact your local furniture dealer. For efficient and speedy service, please indicate the model number and code letter of part(s) needed.

**\*\*Do not fully tighten screws until fully assembled\*\***

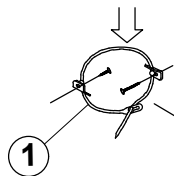
PARTS LIST				HARDWARE LIST			
NO	DESCRIPTION	SKETCH	QTY	NO	DESCRIPTION	SKETCH	QTY
A	CHEST		1 PC	1	Tipping Restraint		1 SET

### Attention:

\*\*\*Some number parts listed on the instruction sheet may not be in parts bag as they may be assembled. Carefully check parts and packing materials prior to ordering replacements.\*\*\*

★ **REMARKS :** Anti tipping hardware kit comes with this product. Please refer to the installation instruction in the hardware pack

Anti Tipping Hardware



**COMPLETED**

**Made in Viet Nam**