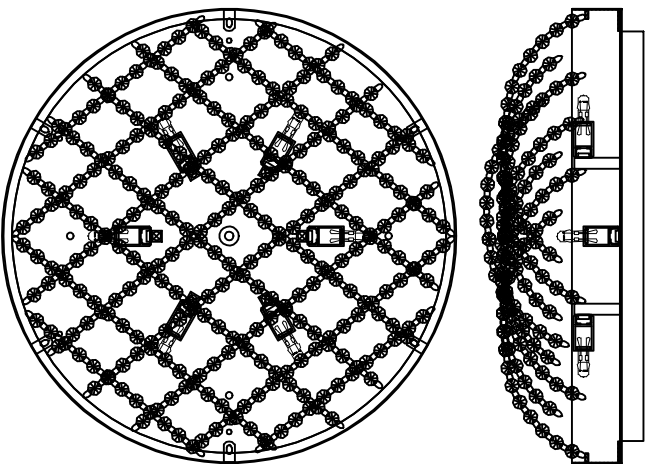




PRODUCT NAME: Lace  
ITEM NUMBER: 35081BCPN

Please consult your electrician for hanging fixture and wiring.




**Caution:** Xenon bulbs get very hot and may burn you. Always make sure bulbs are off for a minimum of 10 minutes before handling. Fixture may be dimmed using an electronic low voltage dimmer.

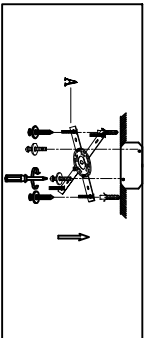
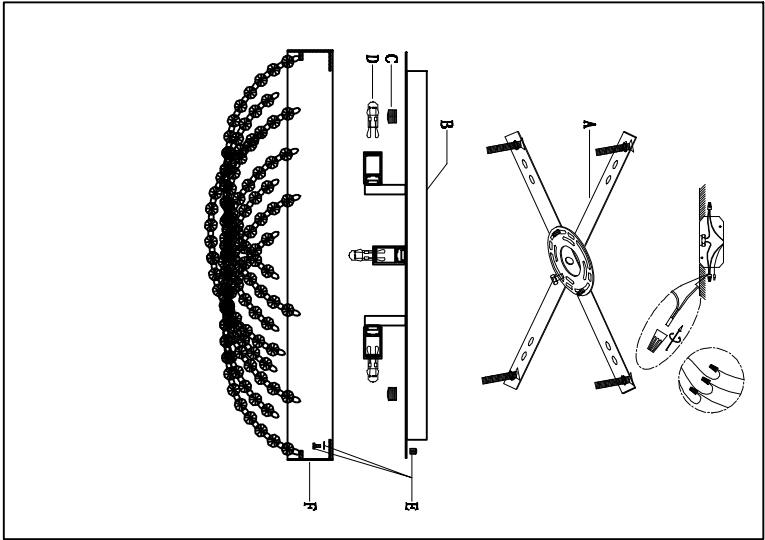
Bulbs (Included): 7\*40Watt G9

MADE IN CHINA  
Page 1 of (2)

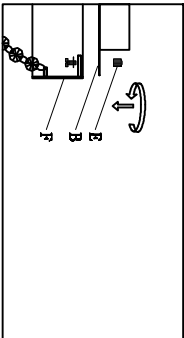
**IMPORTANT:** Turn off the power at the main fuse or circuit breaker box before starting installation



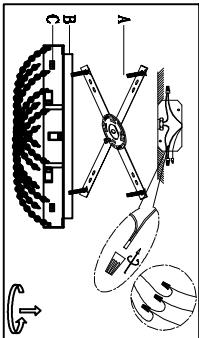
Locate all hardware & components before discarding packaging



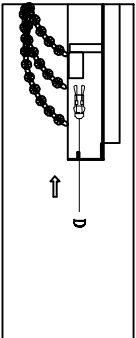
1.) Remove mounting bracket (A) and install to electrical box. Install mounting bracket and attach anchors to secure bracket at ends.



2.) Secure the lamp shade(B) with the lamp Body(B) by tighten the provided mounting screwing(F).



3.) Wire fixture to wires in outlet box. Green wire is for Ground. And screw finial(C) onto mounting bracket(A) until the body(B) is flush with ceiling.



4.) Install the G9 Bulbs(D) to the Socket.

**Cleaning & Care:**  
Clean with soft cloth and a mild detergent.  
Do not use abrasive cleaner.