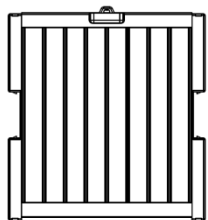
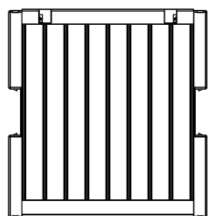


# Installation Instruction


## PARTS LIST:



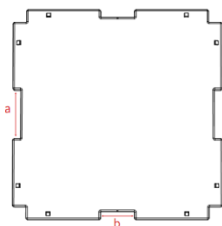
Front Panel×1  
(With the lock hole)



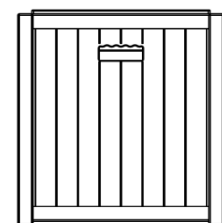
Back Panel×1



Lid×1



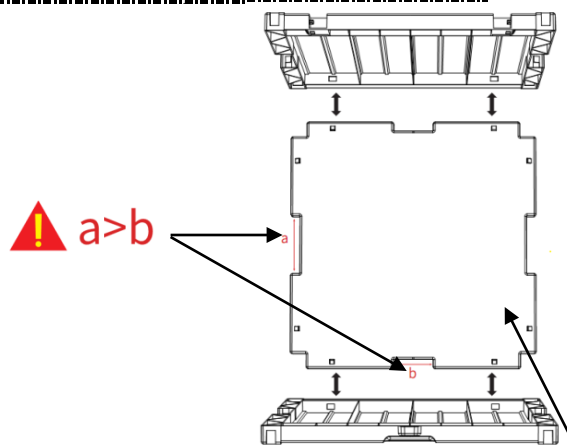
Bottom Panel×1



Right & Left Side Panel×2


**Step 1:** Fix the front & back panels onto the bottom panel.

**!Caution:Front panel with a lock hole.**

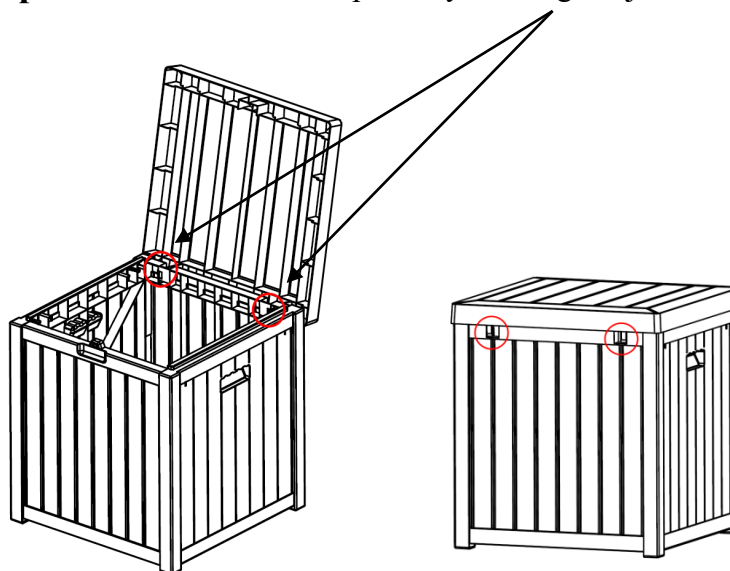


**!Caution:Put the flat face upwards.**

**Step 2:** Fix the side panels with the front,back &bottom panels.



**Step 3:**Fix the lid with back panel by clicking the joints.



Unfold

Back

## Front view

