



Park Falls™ Top-/Under-Mount Utility Sink K-19022-2

Features

- Fits minimum 21-inch base cabinet if installed as top-mount.
- Fits minimum 24-inch base cabinet if installed as under-mount.
- Single bowl.
- 12-1/2-inch depth provides generous workspace.
- Two faucet holes.
- Small size fits compact spaces.

Material

- KOHLER® enameled cast iron.

Installation

- Dual-mount sink can be installed as top-mount or under-mount.
- Undermount installation kit not included.

Recommended Products/Accessories

K-6021 Left-Bowl Sink Rack
K-6022 Right-Bowl Sink Rack
K-6129 Sink Rack
K-6539 Drainboard with Sink Rack
K-8801 Sink Strainer
K-8799 Sink Strainer
K-23726 Drain treatment
K-23725 Cast iron cleaner

Optional Products/Accessories

K-11352 Disposal Flange with Stopper
K-9000 P-Trap



Codes/Standards






ASME A112.19.1/CSA B45.2

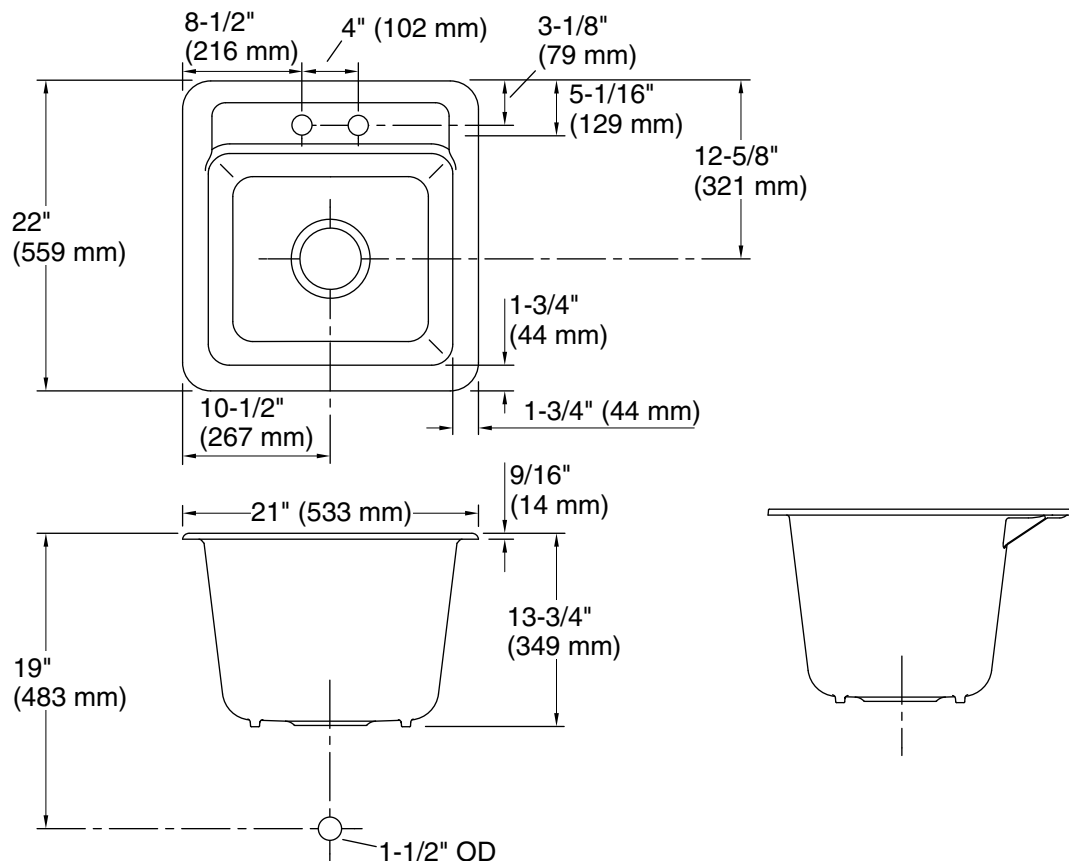
KOHLER® Enameled Cast Iron Kitchen Sink Lifetime Limited Warranty

See website for detailed warranty information.

Available Colors/Finishes

Color tiles intended for reference only.

Color	Code	Description
	0	White
	96	Biscuit
	47	Almond
	FT	Basalt
	7	Black Black™



Technical Information

All product dimensions are nominal.

Bowl configuration: Single

Installation: Top-mount, Under-mount

Min. base cabinet width: 24" (610 mm)

Bowl area (Only): Length: 17-1/2" (445 mm)
Width: 15-3/16" (386 mm)
Bowl depth: 12-1/2" (318 mm)
Water depth: 12-1/2" (318 mm)

Number of deck holes: 2

Faucet hole(s): 1-3/8" (35 mm)

Drain hole: 3-7/8" (98 mm)

Template: 1079985-7, required, included

Notes

Install this product according to the installation instructions.