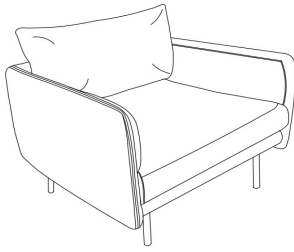


ASSEMBLY INSTRUCTION



SUNPAN

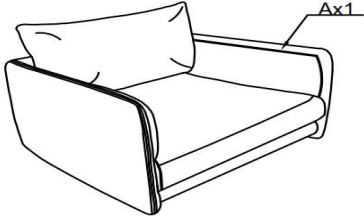
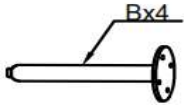
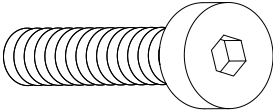
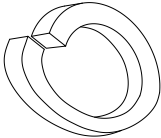
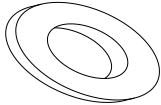

Sunpan Product Name: **LUELLA ARMCHAIR**

Please visit our website www.sunpan.com for more great products

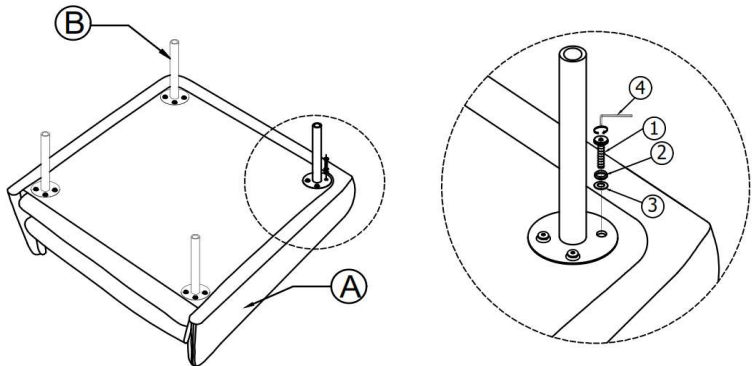
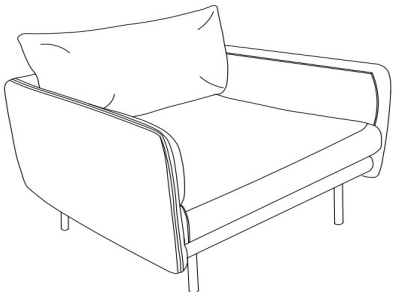
For assembly questions please call **1-800-787-1019 (or + 1-416-736-0094)** outside North America or email to info@sunpan.com

PARTS LIST

Before you begin, please layout all parts and ensure you have the correct count.

PARTS	DESCRIPTION	QUANTITY	ILLUSTRATION
A	Seat structure	1	
B	Legs	4	
1	Bolt M6 X 20	16	
2	Lock washer m6	16	
3	Washer m6	16	
4	Allen key k4	1	

ASSEMBLY INSTRUCTIONS

STEPS	DESCRIPTION	ILLUSTRATION
1	Assemble the seat structure(a) and legs (b) respecting the form as in the drawing,use the allen key (4) and bolts (1), lock washer m6 (2) and washer m6(3)	
2	Assembly Complete	

ASSEMBLY TIPS :

Please check parts and hardware before assembling. Follow each instruction step by step.
 Place a protective pad or piece of cardboard on the floor while assembling your item on top of it.
 Remove all parts from the carton and separate them into part numbers/groups as indicated on the part list.
 Please follow instructions in the sequence as numbered to assure fast/easy assembly.

WARNING:

Don't attempt to repair or modify parts that are broken or defective - if you find a broken part please contact us for replacement.
 Keep all hardware parts out of the reach of children.

FURNITURE CARE:

Following these few basic steps will help to ensure that you enjoy your furniture for a long time:
 Do not expose your furniture to direct sunlight, dampness or any heat, like a hot cup of coffee or tea. Always use a coaster.
 Excessive exposure to sunlight may cause fading.
 Excessive temperature and humidity or cold may cause cracking or splitting.
 Dust with a clean, damp, lint free cloth.
 Use a damp cloth with water or mild detergent to clean all surfaces - do not use chemicals or paint thinner which will fade the surface.
 Place a piece of felt or a pad under the legs of your furniture to avoid scratching the floor.