







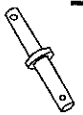

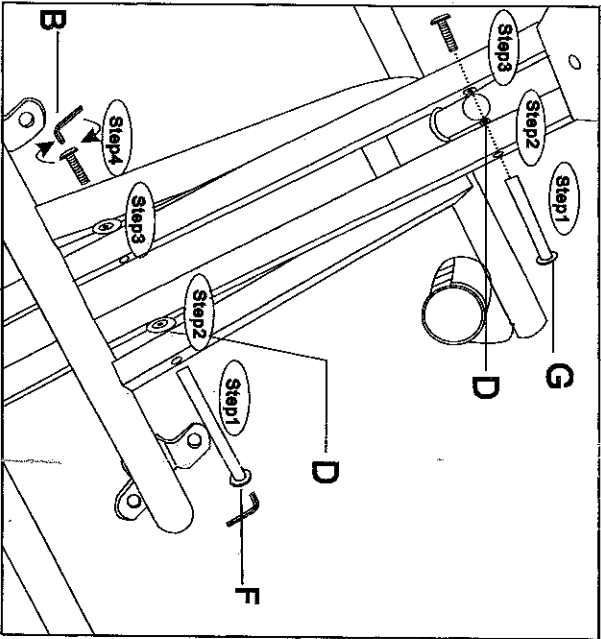
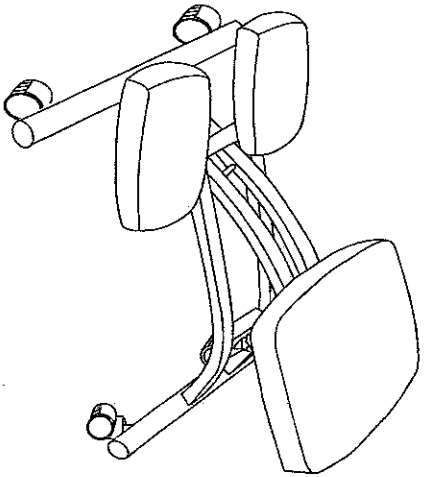


Model 1420 Assembly Instructions

Parts Listing

A		B	
	1/4" x 7/8"		2PCS
	7PCS		
C		D	
	7PCS		4PCS
E		F	
	1PC		1PC
G		H	
	1PC		1PC
I		J	
	(Adjustable)		4PCS
	1PC		1PC



ASSEMBLY NOTES:
 During assembly, hand tighten screws only, when all screws are in place, you may then tighten all screws completely.
CAUTION: 1. Do not use this chair as a step ladder.
 2. Check for loose screws and tighten them every 6 months.
 3. Weight Capacity 200 lbs.

Made and printed in China

