

Comfort, Quality & Style Since 1998



## Notebook Portable Grill

Item#: 60508



### WARNING FOR YOUR SAFETY

1. Improper installation, adjustment, alteration, service or maintenance can cause injury or property damage.
2. Read the installation, operation, and maintenance instructions thoroughly before installing or servicing this equipment.
3. Failure to follow these instructions could result in fire or explosion, which could cause property damage, personal injury, or death.



### WARNING

For Outdoor Use Only



### WARNING

This product can expose you to chemicals including carbon monoxide which is known to the State of California to cause birth defects or other reproductive harm. For more information go to [www.P65Warnings.ca.gov](http://www.P65Warnings.ca.gov).



### ATTACH YOUR RECEIPT HERE

Keep a copy of your proof of purchase or order confirmation which will be needed if you need to contact us about warranty coverage.

Purchase Date: \_\_\_\_\_



## Questions, problems, missing parts?

Before returning to your retailer, our exceptional customer service is available.

Call toll-free **(866) 985-7877**

9 a.m. – 9 p.m., EST

Email **[cservice@welltraveled.net](mailto:cservice@welltraveled.net)**

Live chat **[www.balkenehome.com](http://www.balkenehome.com)**

9 a.m. – 6 p.m., EST., Monday - Friday

07062020



## TABLE OF CONTENTS

Table of Contents	Page 2
Before You Begin	Page 2
Safety Information	Page 3
Assembly	Page 4
Care and Maintenance	Page 5
Warranty Information	Page 6



## BEFORE YOU BEGIN

Please read and understand this entire manual before attempting to assemble, operate or install this appliance. If you have any questions regarding the product, please contact Customer Service:

Call toll-free	<b>(866) 985-7877</b>	9 a.m. – 9 p.m., EST
Email	<b><a href="mailto:cservice@welltraveled.net">cservice@welltraveled.net</a></b>	
Live chat	<b><a href="http://www.balkenehome.com">www.balkenehome.com</a></b>	9 a.m. – 6 p.m., EST., Monday - Friday

This manual contains important information about the assembly, operation and maintenance of this portable grill. General safety information is presented in the first few pages and is also located throughout this manual. Keep this manual for future reference and to educate new users of this appliance.



## **WARNING** **FOR YOUR SAFETY**

1. This appliance is for outdoor use only, and shall NOT be used in a building, garage or any other enclosed area.
2. Do NOT use this portable grill for indoor heating. TOXIC carbon monoxide fumes can accumulate and cause asphyxiation.
3. This portable grill is NOT for commercial use.
4. This portable grill is NOT to be operated by children.
5. This portable grill is NOT to be used in or on boats or recreational vehicles.
6. Always use in accordance with all applicable local, state and national codes. Contact your local fire department for details on outdoor burning.
7. When using this portable grill, exercise the same precautions you would with any open fire.
8. The use of alcohol, or over-the-counter or prescription drugs may impair the user's ability to properly assemble or safely operate this portable grill.
9. Do NOT use this portable grill without reading the entire "Owner's Manual".
10. This portable grill is for use with charcoal briquettes.
11. Do NOT burn hardwood, softwood, lump charcoal, manufactured logs, driftwood, trash, leaves, paper, cardboard, plywood, painted or stained or pressure treated wood. Avoid using softwoods such as pine or cedar that can throw sparks.
12. Do NOT alter this portable grill in any manner.
13. Do NOT use this portable grill until it is COMPLETELY assembled and all parts are securely fastened and tightened.
14. Do NOT store or use gasoline or other flammable vapors or liquids in the vicinity of this or any other appliance.
15. Do NOT store or use an LP gas cylinder within 10 feet (3.05m) of this portable grill while it is in operation.
16. Do NOT use this portable grill near automobiles, trucks, vans or recreational vehicles.
17. Do NOT use in an explosive atmosphere. Keep outdoor area clean and free from combustible materials, gasoline and other flammable liquids.
18. Do NOT use this portable grill under any overhead or near any unprotected combustible constructions. Avoid using near or under overhanging trees and shrubs.
19. Always use this portable grill on a hard, level non-combustible surface such as concrete, rock or stone. An asphalt or blacktop surface may not be acceptable for this purpose. Do NOT use directly on wooden or plastic surfaces.
20. Always empty this portable grill before each use.
21. Do NOT wear flammable or loose clothing when operating this portable grill.
22. Do NOT use in windy conditions.
23. Do NOT use this portable grill unless top and bottom grates are securely in place.
24. Do NOT use gasoline, kerosene, diesel fuel, lighter fluid or alcohol to light or relight fires.
25. Keep all electrical cords away from a hot portable grill.
26. All surfaces of this portable grill are hot when in operation. To avoid burns, do NOT touch portable grill until it has completely cooled unless you are wearing protective gear (Pot holders, gloves, BBQ mittens, hot pads, etc.). Never touch ashes or coals to see if they are hot.
27. Do NOT leave a lit portable grill unattended, especially around children and pets.
28. Do NOT attempt to move or store this portable grill until all ashes and coals are completely extinguished.
29. Do NOT remove ashes or coals until they are completely and fully extinguished.
30. Use heat-resistant gloves or hot pads when contacting handles.
31. Use long, sturdy portable grill tools when adding or moving logs.
32. Do NOT overload the portable grill. Do not add additional firewood until the fire burns down. NOTICE: If any portion of the exterior or grates of this portable grill are glowing red it is overloaded.
33. Do NOT lean over this portable grill when lighting or when in use.
34. Do NOT place hot grill tools onto combustible surfaces such as grass, wooden deck or furniture.
35. Avoid breathing smoke from the fire and avoid getting it into your eyes.
36. This portable grill should be thoroughly inspected and cleaned on a regular basis.
37. After a period of storage and/or non-use, check for signs of damage and creosote build-up. Do NOT operate until necessary repairs and/or cleanup are executed.
38. Deaths, serious injury or damage to property may occur if the above is not followed exactly.

**CAUTION:** It is not recommended to use this portable grill on a wooden or other combustible surface or any surface that is not entirely resistant to high heat. However, if you intend to use this item on a wooden deck other combustible surface or any surface that is not entirely resistant to high heat, you must use a non-flammable and heat resistant material such as concrete pavers, brick or stone between the portable grill and the surface



## PREPARATION

Before beginning assembly, be sure to empty contents of carton and make sure all parts are present. If any parts are missing, please contact Customer Service at (866)-985-7877, Monday-Friday, 9 a.m. – 6 p.m. EST or email at [cservice@welltraveled.net](mailto:cservice@welltraveled.net).

Place all parts on a soft, level surface for assembly.

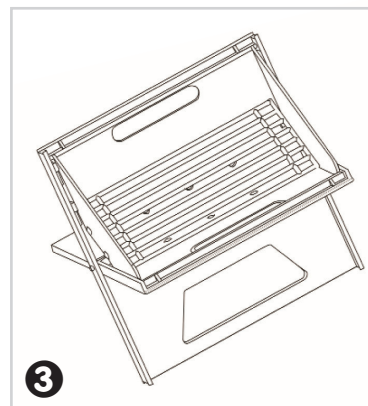
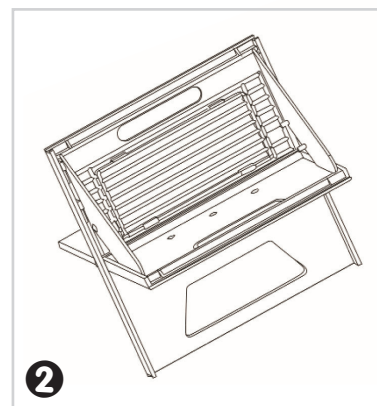
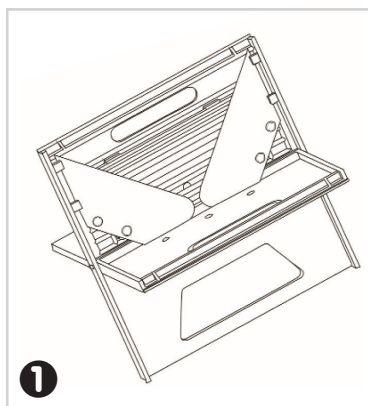
Estimated Assembly Time: 10 Minutes

**1** First, remove and discard all paper, cardboard, and plastic packaging. All components come collapsed inside the foldable grill. Remove the two steel grates from the interior of the grill and set aside.

**2** Open the grill and set upright on a level surface. Swing open the hinged “wings,” closing off the ends of the grilling chamber.

**3** Place the smaller grate inside the grill, supported by the metal lip on each end of the grill. This is the surface upon which you will light your fuel.

**4** Unfold the three-part grilling grate and place it across the top of the grill, with the four hook extensions around the outer edge of the top of the grill. This is your cooking surface.





### INSPECTING:

This outdoor portable grill should be inspected on a regular basis to ensure product safety and longer product life.

**Do NOT attempt to inspect this outdoor portable grill until the fire is COMPLETELY out and portable grill is COOLED COMPLETELY.**

1. Check all parts for signs of damage or rust.
3. If you find any damaged parts, do NOT operate until repairs and/or replacement has been done.

### CLEANING:

This outdoor portable grill should be cleaned on a regular basis to promote a safer experience and longer product life. *NOTE: After repeated use, a slight discoloration of the finish may occur which will not affect the performance of the unit.*

**Do NOT attempt to clean this outdoor portable grill until the fire is COMPLETELY out and the portable grill has cooled completely.**

**Do NOT use oven cleaner or abrasive cleaners as they will damage this product.**

**Do NOT clean any part of this outdoor portable grill in a self cleaning oven as it may damage the finish.**

1. Wipe exterior surfaces with a mild dishwashing detergent or baking soda.
2. For stubborn surfaces, use a citrus based degreaser and a nylon scrubbing brush.
3. Rinse with clean water and dry all parts with a soft cloth.
4. Remove built-up creosote from components with a chimney cleaning product.

### STORAGE:

**Do NOT move or store this outdoor portable grill until the fire is COMPLETELY out and the portable grill has cooled COMPLETELY.**

1. Once the fire is out, coals are cold and outdoor portable grill is cool to the touch, remove ashes and dispose of properly.
2. Once portable grill is completely cooled and all ashes have been disposed of, you may fold up the portable grill and store in a dry, covered area.

### HOW TO LIGHT THE GRILL:

Place a fire lighter on the lower grate and add charcoal on top fire lighter in a pyramid shape. Ignite the fire lighter with a stick lighter.

After lighting, charcoal should burn completely for 30 minutes and until a thin layer of ash is formed on top of the charcoal before placing the food on the grid. Do not cook before the charcoal has a coating of ash.

After grilling the food, wait until the glow is completely extinct and all charcoal has burned and is no longer hot.

After use, clean the grill and all tools.

**Fire Sense®** products are made to resist premature rusting. However, eventually, all metals will rust. Some environments promote premature rusting of metals. For best results, at the first sign of rust or other corrosion, use an emery cloth, metal-grade sand paper or a rotary tool to buff away the blemish and touch up the spot with rust- and heat-resistant spray paint available at local hardware stores.



by

BALKENE  
—HOME—



## LIMITED WARRANTY

Customers in the Contiguous US

With proof of purchase from an authorized retailer, this product is warranted for a period of 1 year from original purchase date against defects in materials and workmanship under normal use. This warranty does NOT cover normal wear/weathering, exposure to water, freezing temperatures, oils, fluids, or chemicals OR use in a commercial context if the unit is not designated as a commercial model. At Well Traveled Living's sole discretion, products under warranty will be repaired and/or replaced at no charge to the customer. Returns sent back to Well Traveled Living must be sent via prepaid freight in the original retail packaging.

For warranty service, contact Balkene Home/Well Traveled Living at the address, phone numbers or website and email listed in this owner's manual. Be sure to have your sales receipt, date of purchase and catalogue/model numbers available when calling. All warranty service will be coordinated by Well Traveled Living's Amelia Island, Florida service center. This warranty is extended only to the original owner. Proof of purchase will be required before warranty service is rendered. The sales receipt is the only valid proof of purchase. This warranty only covers failures due to defects in materials or workmanship which occur during normal use. Failures and/or damage which result from accident, negligence, misuse, abuse, neglect, mishandling, alteration or modification, failure to maintain, improper assembly or maintenance, service by unauthorized agency or use of unauthorized components or damage that is attributable to acts of God are NOT covered.

This limited warranty gives you specific legal rights and you may also have other rights which vary from jurisdiction to jurisdiction. The provisions of the United Nations Convention on Contracts for the Sales of Goods shall not apply to this limited warranty or the sale of products covered by this limited warranty.

- THERE ARE NO EXPRESS WARRANTIES EXCEPT AS LISTED.
- PURCHASER ASSUMES ALL RISKS IN THE ASSEMBLY AND OPERATION OF THIS UNIT.
- FAILURE TO FOLLOW WARNINGS AND OPERATIONAL INSTRUCTIONS CONTAINED IN THIS MANUAL CAN RESULT IN SEVERE PROPERTY DAMAGE AND/OR PERSONAL INJURY.
- IN NO EVENT WILL WELL TRAVELED LIVING, OR ITS DIRECTORS, OFFICERS OR AGENTS BE LIABLE TO THE PURCHASER OR ANY THIRD PARTY, WHETHER IN CONTRACT, IN TORT, OR ON ANY OTHER BASIS, FOR ANY INDIRECT, SPECIAL, PUNITIVE, EXEMPLARY, CONSEQUENTIAL, OR INCIDENTAL LOSS, COST, OR DAMAGE ARISING OUT OF OR IN CONNECTION WITH THE SALE, MAINTENANCE, USE, OR INABILITY TO USE THE PRODUCT, EVEN IF WELL TRAVELED LIVING OR ITS DIRECTORS, OFFICERS OR AGENTS HAVE BEEN ADVISED OF THE POSSIBILITY OF SUCH LOSSES, COSTS OR DAMAGES, OR IF SUCH LOSSES, COSTS, OR DAMAGES ARE FORESEEABLE. IN NO EVENT WILL WELL TRAVELED LIVING, OR ITS OFFICERS, DIRECTORS, OR AGENTS BE LIABLE FOR ANY DIRECT LOSSES, COSTS OR DAMAGES THAT EXCEED THE PURCHASE PRICE OF THE PRODUCT.
- SOME JURISDICTIONS DO NOT ALLOW THE EXCLUSION OR LIMITATION OF INCIDENTAL OR CONSEQUENTIAL DAMAGES, SO THE ABOVE LIMITATION OR EXCLUSION MAY NOT APPLY TO THE PURCHASER.

## EXTEND YOUR WARRANTY

When you purchase a Fire Sense or Balkene Home product from any authorized retailer, you'll have peace of mind in knowing that it comes with a one-year warranty. Extend your warranty for *an additional year* when you review your item at **balkenehome.com** within 365 days of purchase.



### Important Notice

Do NOT return to place of purchase—for customer service and warranty issues:

Call toll-free

**(866) 985-7877**

9 a.m. – 9 p.m., EST

Email

**cservice@welltraveled.net**

Live chat

**balkenehome.com**

9 a.m. – 6 p.m., EST, Mon.–Fri.

Distributed by:

Well Traveled Living

716 S 8th Street, Amelia Island, FL 32034

**balkenehome.com**

**cservice@welltraveled.net**

**(866) 985-7877**