

CARE AND MAINTENANCE



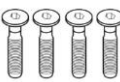

Spot clean using a mild water-free solvent. Only a professional cleaner should undertake a complete overall cleaning.

The use of steam or water-based cleaners may cause excessive shrinking or staining.

NOTICE

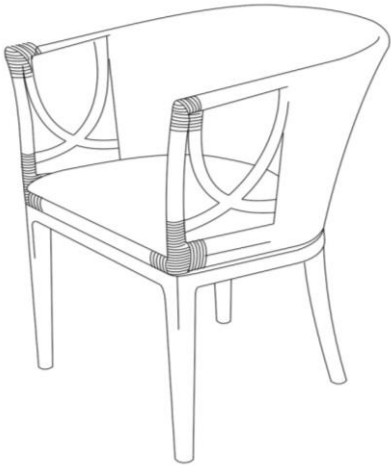
- * Please make sure that you have all parts indicated before you begin assembly of this item
- * This item should be assembled on soft surface to prevent scratching the finish during assembly
- * This item may require periodic tightening

Part List and Hardware List

PIECE	DESCRIPTION	PICTURE	QUANTITY
A	SEAT & BACK		1X
B	LEG		1X
C	Nuts M8 x 40 mm		4X
D	L Key		1X

Model #SEA4001A

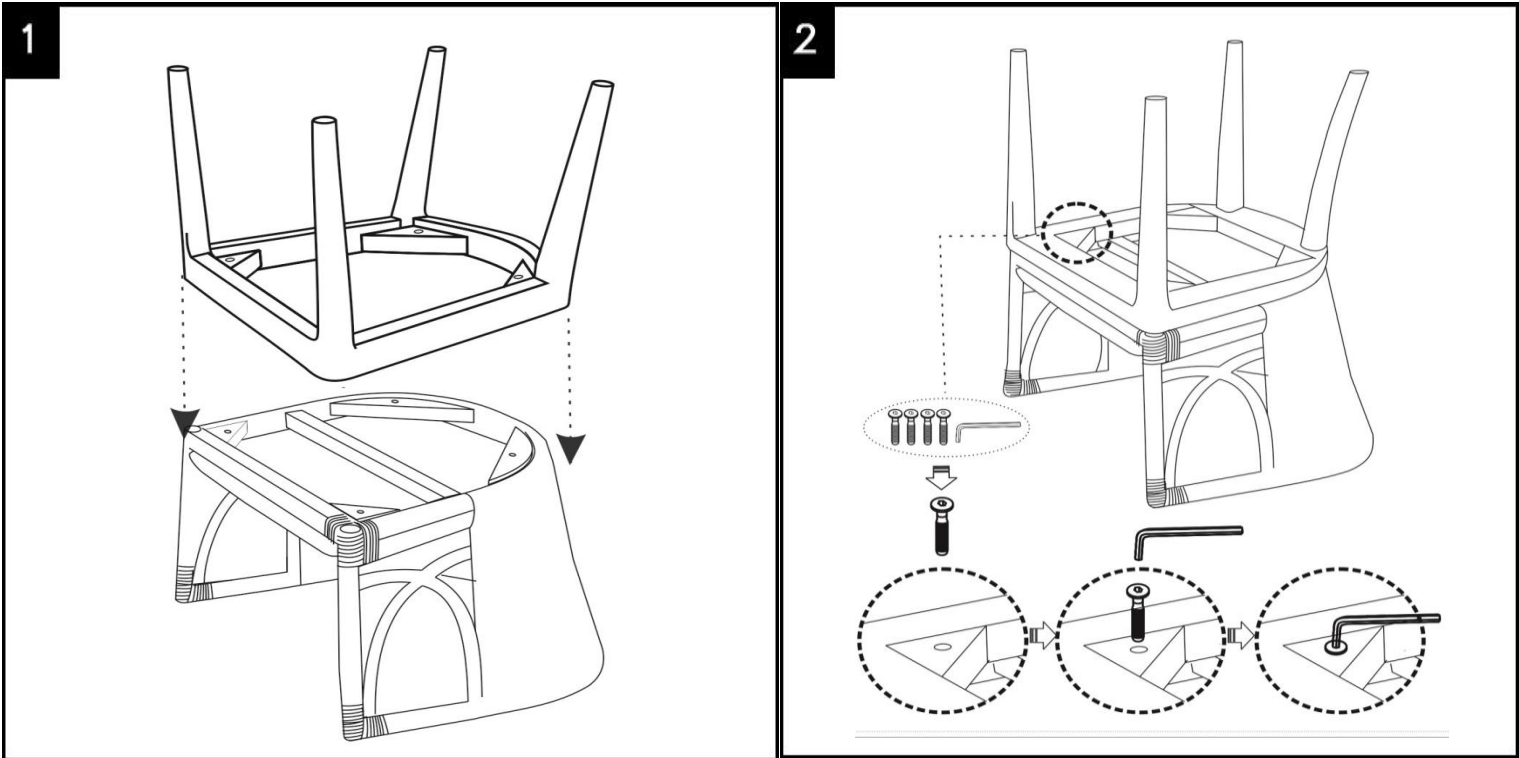
Product Dimensions : 22.75" x 24.35 x 31.5"



PREPARATION

Before beginning assembly of product, make sure all parts are present. Compare parts with package contents list and hardware contents list.

If any part is missing or damaged, do not attempt to assemble the product.



Assembly part A and B with Nuts and tighten with L key