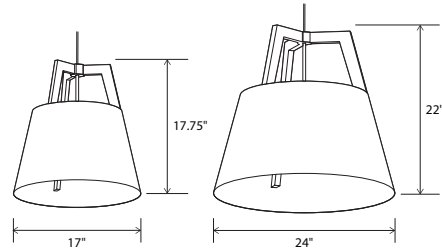




Imber 24, distressed brass, walnut

Imber 17 / Imber 24
pendant



Imber 17 dimensions: 17" Ø, 17.75"
 Imber 24 dimensions: 24" Ø, 22"
 Materials: solid wood, metal
 Imber 17 weight: 7 lb
 Imber 24 weight: 12 lb
 Wood grain will vary
 Specifications subject to change



Lamping
Integrated LED Specifications
 Light output: 1250 Lumens (source)
 Light color: 2700 K or 3500 K
 Additional color temperatures as well as sunset dimming are available upon request.
 Color accuracy: 90+ CRI
 Power usage: 13 W
 Input voltage: 120-277 V AC
 Dimmable: 0-10 V dimming at 120-277 V AC
 TRIAC and ELV dimming at 120 V AC only

MATERIAL & FINISH OPTIONS

Imber part # 06-210-
 Fixture Size
 17" Ø
 24" Ø

Standard Combinations
 (Shade, Frame)

distressed brass, walnut
 distressed brass,
 dark stained walnut
 brushed brass, walnut
 brushed rose gold,
 dark stained walnut

matte black with matte white
 interior, dark stained walnut

matte black with matte white
 interior, white washed oak

matte black with matte white
 interior, walnut


gloss white, white washed
 oak

Suspension Type

corded
 rigid

Lamping

integrated LED
 with diffuser - 2700k
 integrated LED
 with diffuser - 3500k
 medium base socket
 without diffuser
 medium base socket
 with diffuser



Medium Base E26 Specifications

Imber 17 lamping:
 1x E26 base, type A lamp, 75 W max
 Imber 24 lamping:
 3x E26 base, type A lamp, 75 W max each
 Bulbs not included
 Input voltage: 250 V AC max

Suspension Type


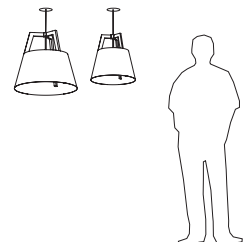
Corded
 96" length of SVT wire is used. Wire is field adjustable and suitable for a sloped ceiling.
Rigid
 Stem comes 6' long and is field cuttable to length (0.38" Ø).

Suspension and Hardware Finish

Standard Combinations
 Come with either black or satin nickel suspension, canopy, and sockets:
 Black: DW, DD, RW, GD, BD, BO, BW
 Satin Nickel: WO
Corded Versions
 White cord: satin nickel hardware
 Black cord: black hardware
 24" Imber corded uses a .06" Ø steel cable for suspension

The Ignis and Imber were inspired by the same design principles that make Cerno and ICRAVE well suited to collaborate. Honesty, simplicity, elemental, timeless and quality are words that sit at the core of both companies' design ethos and we believe these light fixtures embrace these qualities well. Each fixture was reduced to its essential parts – frame and shade – highlighting the interplay of the components, and accentuating the clean lines of the form.

ICRAVE / Cerno



Diffuser
 Frosted white diffuser (CM-024).
 Diffuser is recommended when fixture location may allow for direct glare. Integrated LED option always comes with a diffuser



distressed brass (CM-009)
 dark stained walnut (CM-002)
 DD



brushed brass (CM-047)
 walnut (CM-001)
 RW



matte black with matte white
 interior, white washed oak (CM-095)
 BO



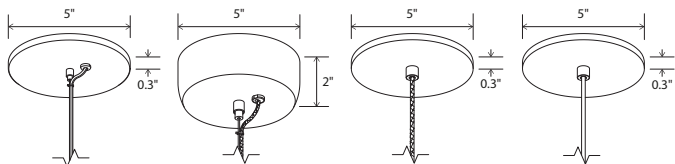
matte black with matte white
 interior, walnut (CM-001)
 BW



brushed rose gold (CM-046)
 dark stained walnut (CM-002)
 GD



gloss white (CM-054)
 white washed oak (CM-095)
 WO



Imber 24 with Medium base socket
 Low-profile round canopy, SPT with steel cable included
 Canopy dimensions: 5"Ø, 0.3" deep

Imber 24 with LED lamping
 Extended-profile round canopy, braided cord with steel cable included, required to house the LED driver (3.25" x 2.25" x 1.25")
 Canopy dimensions: 5.5"Ø, 2" deep

Imber 17 with LED lamping
 Low-profile round canopy, braided cord included
 Canopy dimensions: 5"Ø, 0.3" deep

Imber 17 with Medium base socket
 Low-profile round canopy, SVT included
 Canopy dimensions: 5"Ø, 0.3" deep