



ASSEMBLING & INSTALLATION INSTRUCTIONS

The drawing shown may not exactly match the product enclosed.
However, the installation instructions do apply to this product.

51101 51103 52131 52132

- ◆ **WARNING! SHUT POWER OFF AT FUSE OR CIRCUIT BREAKER.**
- ◆ **ATTENTION! COUPER LE COURANT AU FUSIBLE OU UN DISJONCTEUR.**

ASSEMBLING THE FIXTURE (Fig.1)

1. Disconnect power at main electrical panel before installation. Remove old fixture and all hardware from Junction Box.
2. Attach the mounting plate to the junction box using two junction box screws as shown. The side of the mounting plate marked "GND" must face out. **The junction box is not included.**
3. Guide fixture wires through hole in center of mounting plate.
4. Follow wiring instructions carefully (see fig.2)
5. Attach the shade(C) insert the lamp holder, lock it securely with the check ring(D).
6. Install the light bulbs in accordance with the fixture's specifications.
7. Attach the lamp body (B) onto the mounting plate, aligning the back plate holes with screw hole of the mounting plate on side, then lock it securely with mounting screw(A).

CONNECTING THE WIRES (Fig.2)

1. Connect the electrical wires as follows. Connect the Black wire from the fixture to the black house (hot) Wire. Connect the white wire from the fixture to the white (neutral) house wire. Make sure all wire nuts are secured. You may wrap the connections with electrical tape. If your outlet box has a ground wire (green or bare copper) connect fixture's ground wire to it. Otherwise attach the bare copper fixture wire to the green ground screw on the mounting plate.
2. Tuck the wire connections neatly into the wall junction box. Your installation is now complete Return power to the junction box and test the fixture.

Your installation is now complete. Return power to the junction box and test the fixture.

FIG.1

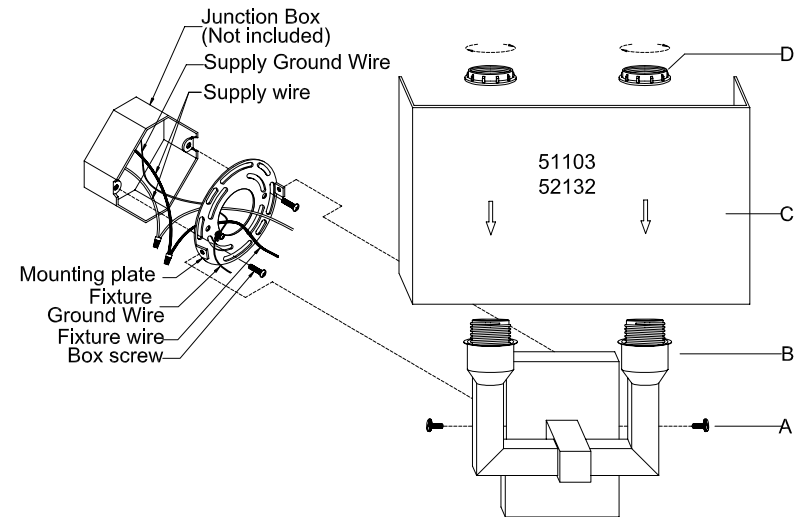
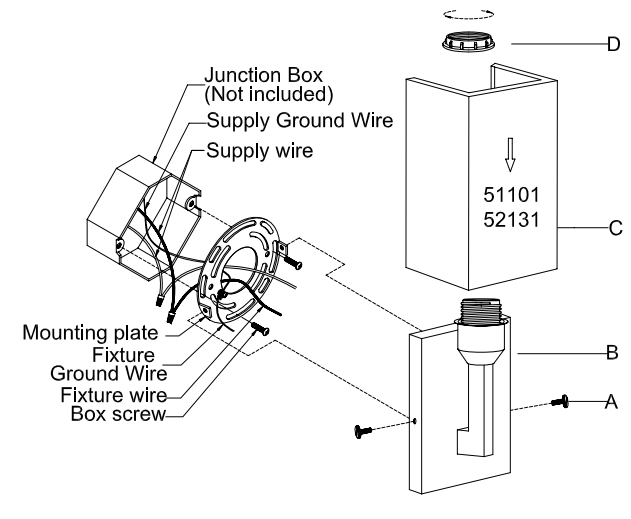
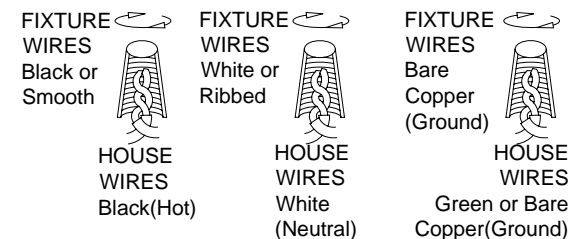


FIG.2



Thank you for purchasing a **LIVEX** product.
 Need assistance with parts or assembly? Please call customer service at: **800-761-8056**
 Or visit us on-line at: WWW.LIVEXLIGHTING.COM