

CARE AND MAINTENANCE

Dust with a soft, dry cloth. Do not use abrasive cleaner.

To clean mirror, spray a small amount of glass cleaner onto a lint-free cloth and wipe mirror clean.

NOTICE












- * Please make sure that you have all parts indicated before you begin assembly of this item
- * This item should be assembled on a soft surface to prevent scratching the finish during assembly
- * This item may require periodic tightening

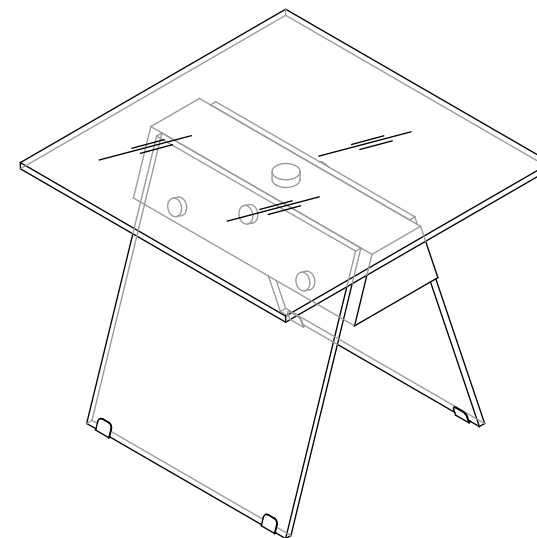


Model# FOX6021A

Product Dimensions: 23.6"Wx23.6"Dx20" H

Part List and Hardware List

PIECE	DESCRIPTION	PICTURE	QUANTITY
1	Top Panel		1X
2	Foot		2X
3	Connect Wood		1X
A	Screw (M8x40mm)		6X
B	Nut		6X
C	Plastic Washer		12X
D	Screw (M8x100mm)		2X
E	Washer		2X
F	Nut		2X
G	Foot Mat		4X
H	Allen key		1X



PREPARATION

Before beginning assembly of product, make sure all parts are present. Compare parts with package contents list and hardware contents list.
If any part is missing or damaged, do not attempt to assemble the product.
Estimated Assembly Time: 30minutes.
Tools Required for Assembly : Allen Key

1

A

x6

B

x6

2

C

x6

3

C

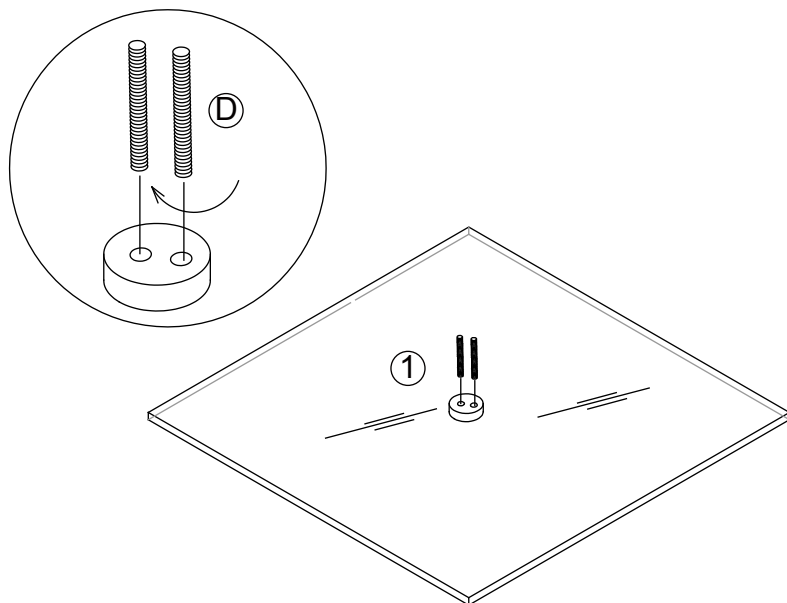
x6

G

x4

4

5

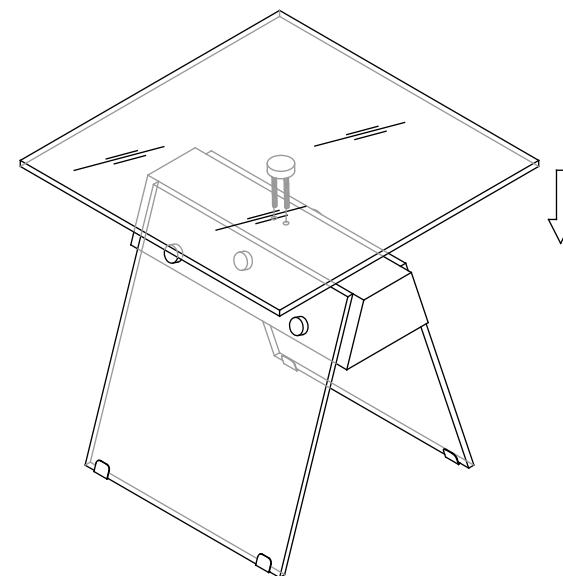


D

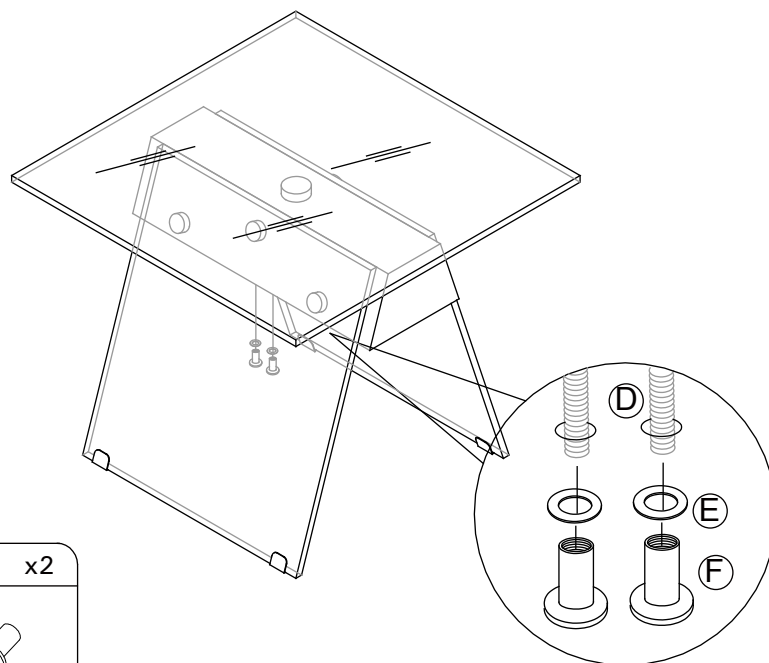
x2



6



7



E

x2



F

x2



8

