

# PRODUCT INSTRUCTIONS

(For LD777-1)

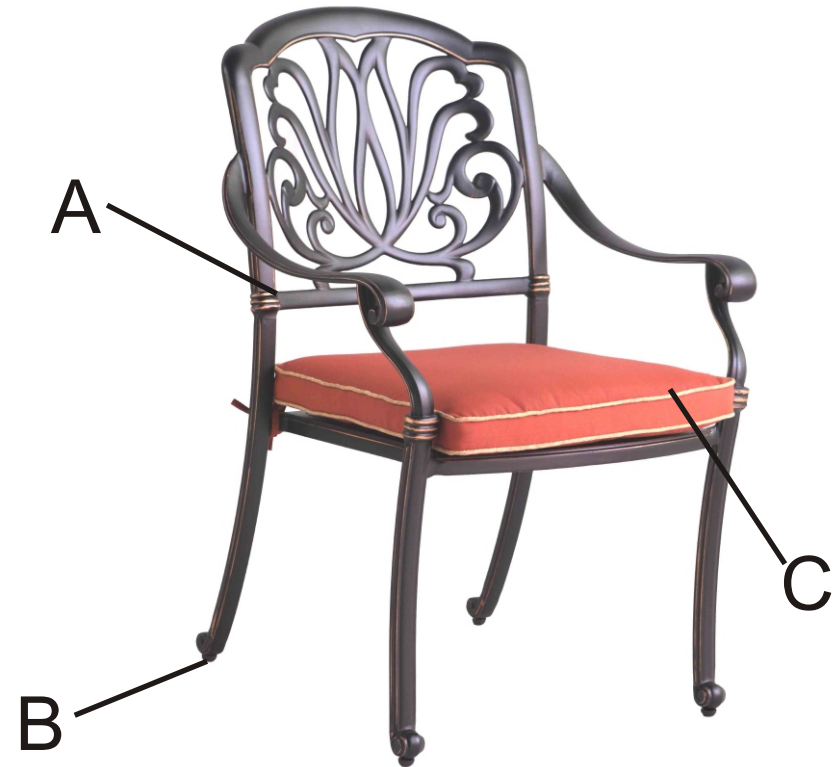
## WARNING!

- This chair has a 250 lbs weight capacity.
- Hang cushion over chair frame to dry if it gets wet to prevent mold/mildew.

Remove all protective packing material and position base on floor. Adjust all the foot levelers level , and put on the cushion, attached the cushion on the chair frame. Now the chair is ready for using!

Warning: DO NOT use acid or alkaline washing liquid to clean the product.

A		CHAIR	1
B		FOOT LEVELER	4
C		SEAT CUSHION	1



This parts have been assemble by factory already!

# ASSEMBLY INSTRUCTIONS

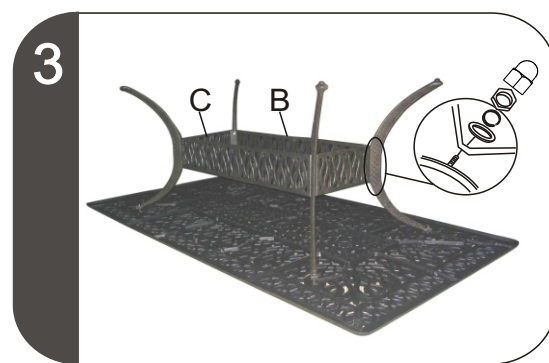
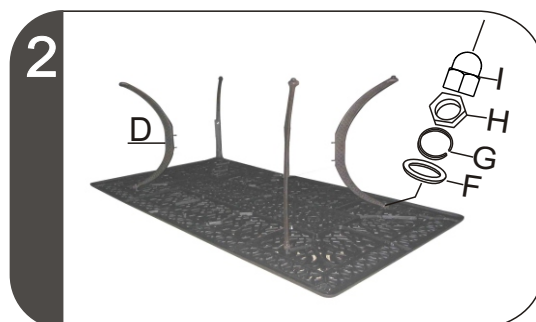

(For LD1238C-44\*84)

## ATTENTION:

1. Please read these instructions carefully before assembly.
2. Aluminum is soft metal over tighten may strip threads or break the part.
3. DO NOT use power tools.
4. Check parts against the parts list to make sure you have all parts needed for proper assembly.
5. Familiarize yourself with the inventory of parts and the accompanying illustrations to ensure safe and proper assembly.

## Assembly steps:

1. Turn the table top(A) upside down on the soft clean surface. Loosely attach 4 bolts(E) to the table top. Tighten the bolts at this time. Leave enough play for assembly those table plates.
  2. Loosely attach the legs(D) to the table top with flat washers(F), lock washers(G), nuts(H) and nut caps(I). DO NOT tighten the nuts.
  3. Loosely attach each of the center plates(B&C) to the legs. Note that the recessed end of each plate goes on the leg last at each corner. Secure using flat washers, lock washers, nuts and nut caps.
  4. Tighten all the bolts and nuts completely. DO NOT over-tighten.
  5. Turn the table onto its legs and use the adjuster feet to level the tables.
- Warning : DO NOT use acid or alkaline washing liquid to clean the product.



Parts	Pictures	Description	Q'ty	Parts	Pictures	Description	Q'ty
A		Table top	1	E		Bolt	4
B		Long center plate	2	F		Flat washer	12
C		Short center plate	2	G		Lock washer	12
D		Table leg	4	H		Nut	12
J		Adjustable Foot	Factory already assembled	I		Nut cap	12
L		Umbrella ring	1	K		Wrench	1

\* DO NOT OVER TIGHTEN

Made in China

\* NO POWER TOOLS

\* NO SOCKET DRIVERS

