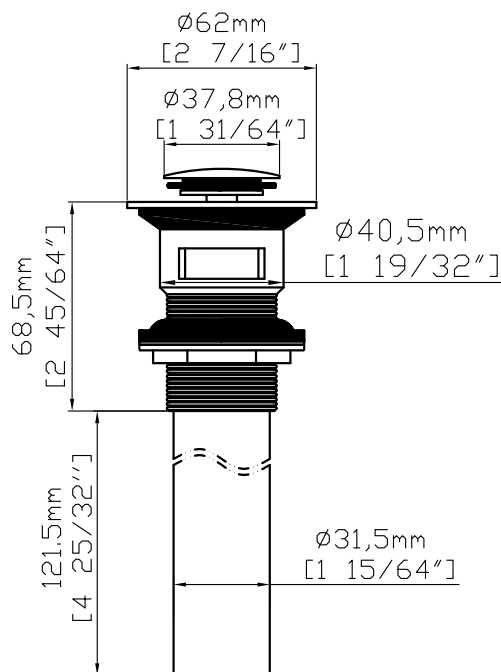
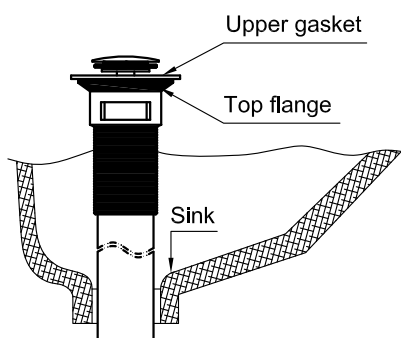


# Pop up



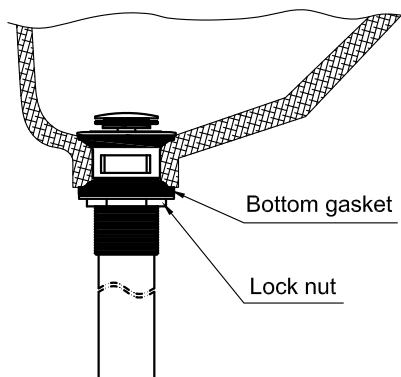
- Clean the contact surface before installation.
- This item is not supposed to be twisted with any wrench.
- Do not use polishing powder or other detergent with powders to clean the pop-up drain.



- 1.Align the upper gasket onto the top flange.
- 2.Tape some thread seal tape onto the interface of the tailpiece, and connect it to the top flange.
- 3.Insert the pop-up drain body up through the bottom of the sink.

## Features

Material : BRASS



- 1.Align the bottom gasket as well as the lock nut onto the tailpiece.
- 2.Place the drain body at the proper position, and then tighten up the lock nut.