



## Underscore® Oval

6' Bath  
K-5718-VB



### Features

- VibrAcoustic calms and soothes with sound vibration technology.
- Six concealed speakers send sound waves through the water to gently massage the body.
- Six original instrumental compositions offer different levels of relaxation.
- Syncs with devices enabled with BLUETOOTH® wireless technology including smartphones, MP3 players, tablets, and laptops located up to 33 feet away.\*
- Customize your experience with the high-resolution color touch screen.
- Fully adjustable volume above and below the water.
- Functions as a hydrotherapy bath when full of water and a stereo system when empty.
- Molded lumbar support offers extra comfort while bathing.
- Oval-shaped basin offers a graceful and spacious bathing experience.
- Slotted overflow allows for deep soaking.
- Includes 25 feet of wiring and amplifier.
- Requires K-7271 or K-7272 Clearflo slotted overflow bath drain (sold separately).
- Center drain.

### Material

- Acrylic

### Hydrotherapy

- VibrAcoustic

### Installation

- Drop-in or under-mount.
- Requires 110V electrical service.

### Additional Hydrotherapy Options

- Soaking Bath - 5717-0
- Soaking Bath + Bask heated surface - 5717-W1
- BubbleMassage air bath - 5718-G
- BubbleMassage air bath + chromatherapy - 5718-GCR
- VibrAcoustic + BubbleMassage air bath - 5718-GVB
- VibrAcoustic + BubbleMassage air bath + Bask heated surface + chromatherapy - 5718-GVBCW
- BubbleMassage air bath + Bask heated surface - 5718-GW
- Whirlpool + heater - 5718-H2
- VibrAcoustic - 5718-VB
- VibrAcoustic + chromatherapy - 5718-VBC
- VibrAcoustic + chromatherapy + Bask heated surface - 5718-VBCW
- VibrAcoustic + Bask heated surface - 5718-VBW
- Whirlpool + BubbleMassage air bath - 5718-XH2G



### Codes/Standards

CSA B45.5/IAPMO Z124  
ASTM E162  
ASTM E662  
UL 1795  
CSA C22.2 No. 218.2  
Greenguard UL 2818 - Gold

### KOHLER® Plastic Baths and Receptors Lifetime Limited Warranty

See website for detailed warranty information.

The BLUETOOTH® word mark and logos are registered trademarks owned by Bluetooth SIG, Inc. and any use of such marks by Kohler Co. is under license. Other trademarks and trade names are those of their respective owners.

### Available Colors/Finishes

*Color tiles intended for reference only.*

Color	Code	Description
	0	White
	96	Biscuit
	47	Almond
	NY	Dune
	95	Ice™ Grey
	G9	Sandbar
	33	Mexican Sand™
	K4	Cashmere
	58	Thunder™ Grey
	7	Black Black™

1-800-4KOHLER (1-800-456-4537)

Kohler Co. reserves the right to make revisions without notice to product specifications.

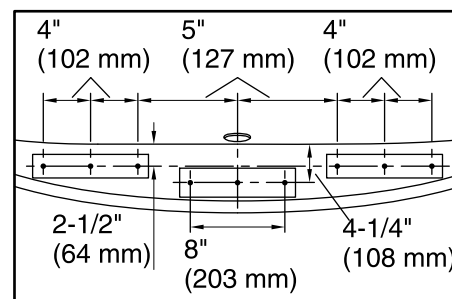
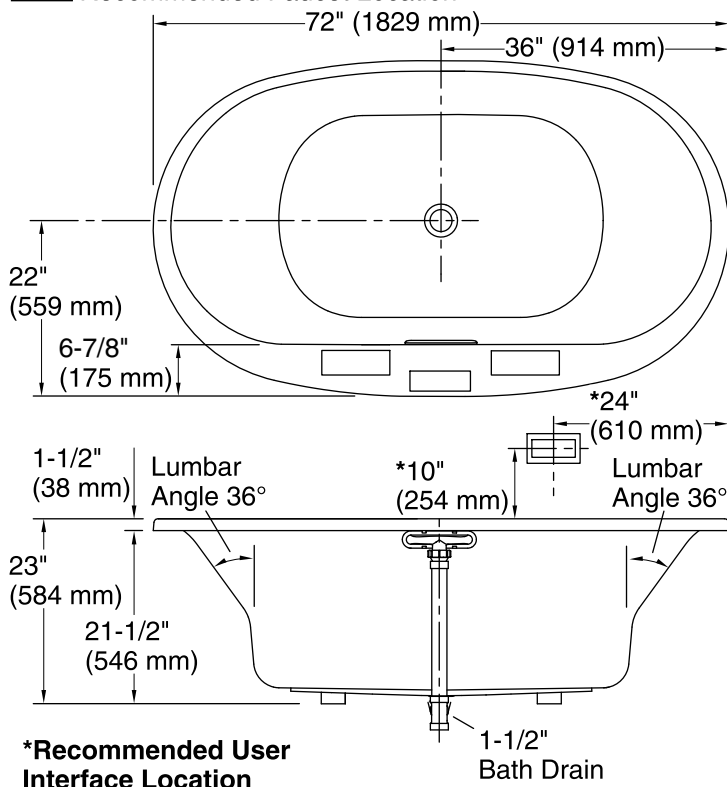
For the most current Specification Sheet, go to [www.kohler.com](http://www.kohler.com).

5-25-2019 09:02 - US/CA

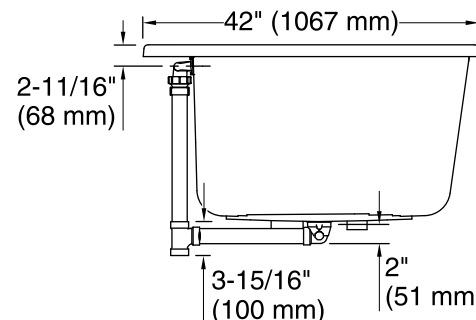
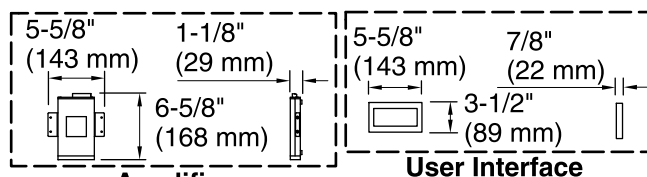
THE BOLD LOOK  
OF **KOHLER**®

No change in measurements if connected with drain illustrated. (K-7272)

□ Recommended Faucet Location



Recommended Faucet Hole Location



### Required Electrical Service

One circuit required, protected with Class A Ground-Fault Circuit-Interrupter (GFCI). Outside North America, this device may be known as a Residual Current Device (RCD).

Amplifier: 120 V, 15 A, 50/60 Hz

### Technical Information

All product dimensions are nominal.

Installation:	Drop-in, Under-mount
Drain location:	Center
Basin area, bottom:	46-5/16" x 31-3/16" (1177 mm x 792 mm)
Basin area, top:	63-7/16" x 34-1/4" (1611 mm x 869 mm)
Weight:	110 lbs (49.9 kg)
Minimum floor load:	52.4 lbs/ft <sup>2</sup> (255.8 kg/m <sup>2</sup> )
Water depth:	18-5/8" (472 mm)
Water capacity:	112.2 gal (424.7 L)
Template:	Drop-in, 1268440-7, required, included
Electrical component rating:	Amplifier: 120 V, 1.1 A, 50/60 Hz
Amplifier channels:	2 at 15 W per channel 2 at 30 W per channel
Bluetooth® range:	33 ft (0.8 m)

### Notes

Measure your actual product for rough-in details. Install this product according to the installation instructions.

The hot water supply should be 70% of the capacity of the bath or greater. Installations will vary.

If installing a rim-mount faucet, make sure there is no interference above or below the deck before drilling any holes.