

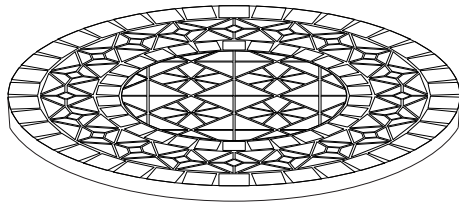


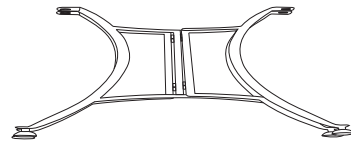
TABLE ASSEMBLY INSTRUCTIONS

- PLEASE ASSEMBLE ON SOFT SURFACE OR INSIDE THIS CARTON BOX BEFORE MOVING. CAUTION AND CARE WHEN MOVING! HEAVY OBJECT.
- PLEASE APPLY 1-2 TIMES PER YEAR - STONE & GROUT SEALANT - TO PRESERVE ACCENT TABLE. AND PRIOR TO USE OUTDOORS.

Item	Description	Q'ty
<b>A</b>	 <b>M8</b>	<b>4pcs</b>
<b>B</b>	 <b>8x19x2</b>	<b>4pcs</b>

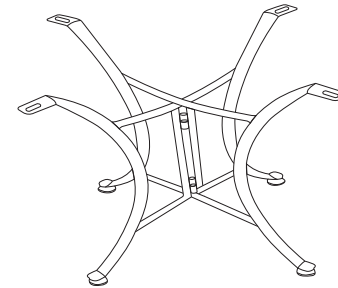


1PC

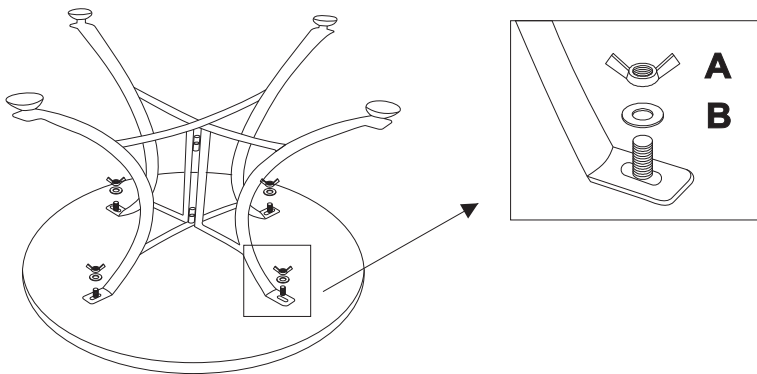


1PC

**Step 1 Open the leg**



**Step 2**



**Step 3**

