









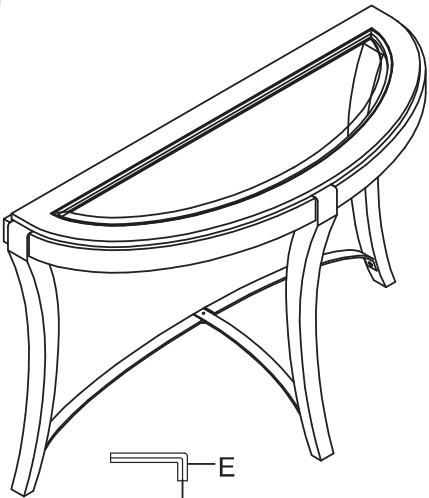
ASSEMBLY INSTRUCTION

505-OT2030 Sofa Table

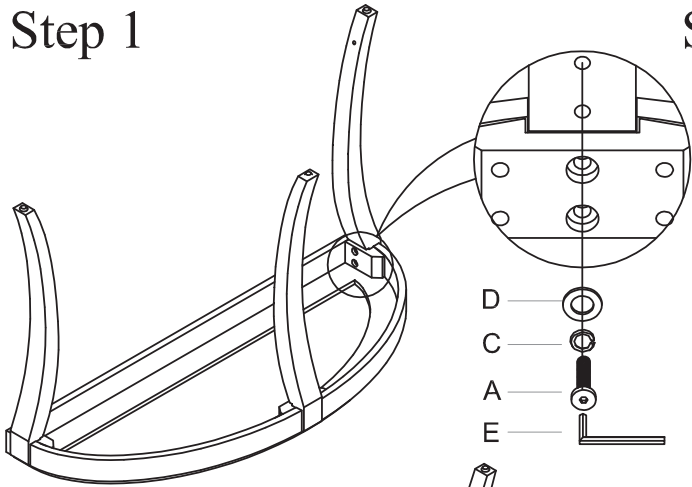
Thank you for purchasing this quality product. Be sure to check all packing material carefully for small parts which may have come loose inside the carton during shipment. Identify, count all parts and compare with below parts list.

Hardware List				
NO	IMAGE	DESC.	SIZE	Q'TY
A		Bolt	Ø1/4"X1-1/4"L	6 PCS
B		Bolt	Ø1/4"X5/8"L	3 PCS
C		Spring Washer	Ø1/4"X10	6 PCS
D		Flat Washer	Ø1/4"X16	6 PCS
E		Allen Wrench	4mm	1 PC
F		Bolt	Ø5/32"X8mm	1 PC
G		Screw	#3X12mm	6 PCS
H		Cover	118*63*3mm	3 PCS

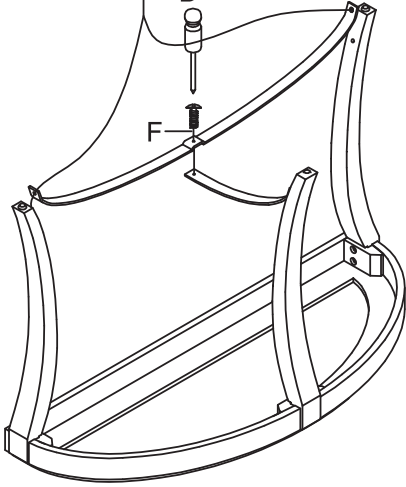
Note: Phillips screwdriver required but not provided



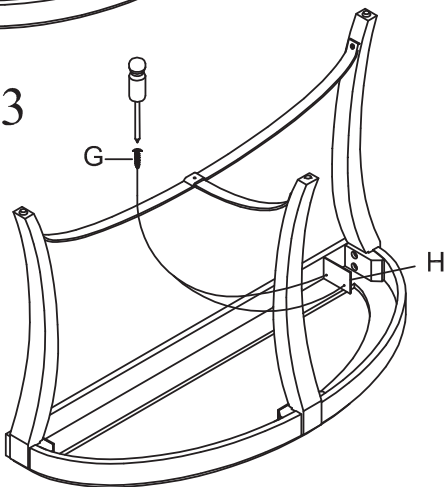
Step 1




Step 2



Step 3



Step 4



Cleaning Instructions: Clean the goods surface with furniture polish and a soft cloth.