



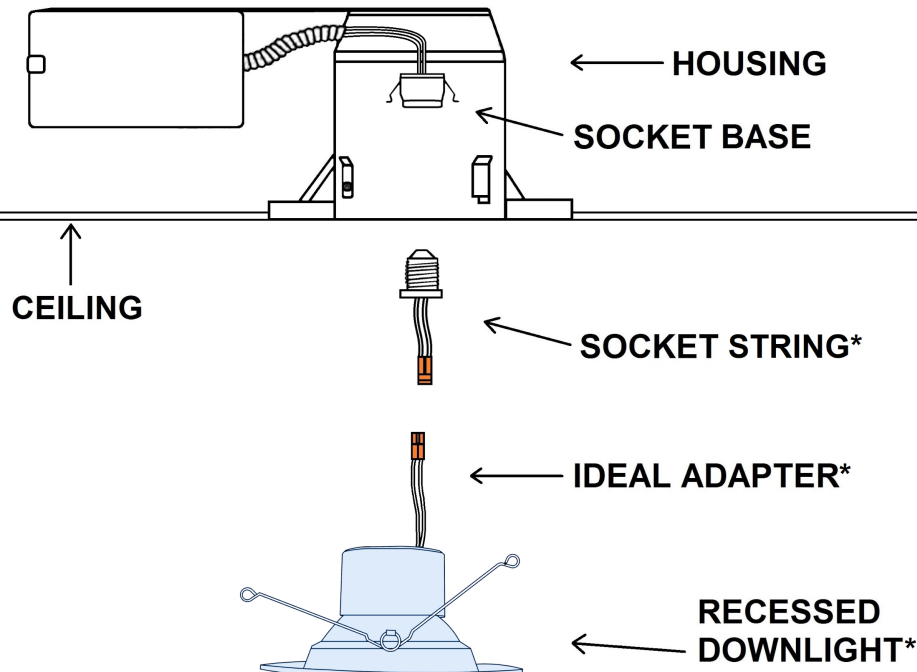
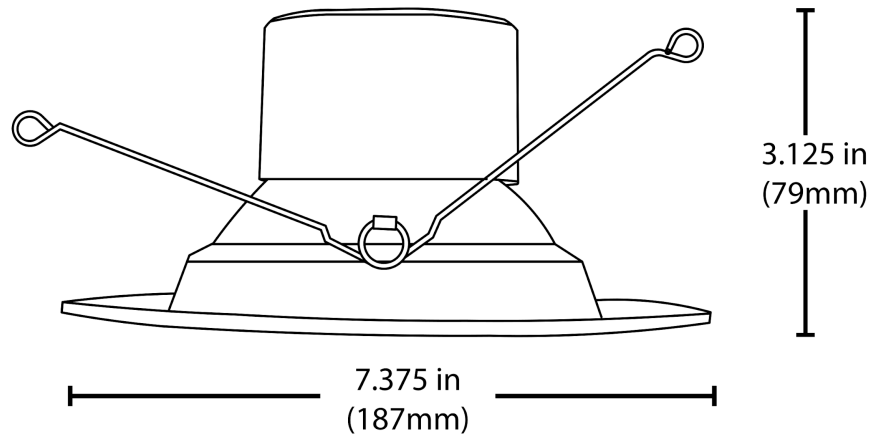
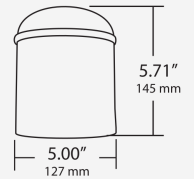
**WARNING:**

- Risk of electric shock. Disconnect power at fuse or circuit breaker before installing or servicing.
- To prevent early lamp failure, lamp should only be installed in operating environments between -20°C and + 40°C (-4°F and 104°F)
- No user serviceable parts inside. To avoid electric shock do not disassemble product.
- This product is not intended for use in emergency light fixtures or exit signs.

**ATTENTION:**

Turn power off before inspection, installation, or removal.  
Suitable for use in wet locations.  
Use only on 120VAC, 60Hz circuits.

Minimum Lamp  
Compartment Dimensions



\*INCLUDED