

NOTICE

- * Please make sure that you have all parts indicated and they are in good condition before you begin assembly of this item. Refer to part list and hardware list below for guidance.
- * This item should be assembled on a soft surface to prevent scratching the finish during assembly
- * This item may require periodic tightening
- * If you are having difficulty, our friendly Customer Care team is always here to help. Please email








customersupport@safavieh.com

PREPARATION

- * Before beginning assembly of product, make sure all parts are present. Compare parts with part contents list and hardware contents list.
- * If any part is missing or damaged, do not attempt to assemble the product.
- * Estimated Assembly Time: 10 minutes.
- * Tools Required for Assembly (included): Allen Key

CARE AND MAINTENANCE

Always use felt pads under all articles to prevent discoloration or softening of the lacquer. Plastic and rubber bases on items can discolor wood. Wipe up spills immediately and avoid common hazards such as hot dishes, harsh solvents and abrasives. Cleaning should be done with a soft lint free cotton cloth dampened with water or furniture polish. On highly used surfaces we recommend applying a quality paste wax which should be used on a regular basis to provide additional protection from scratches and spills. How often you apply the wax depends on how much wear the furniture receives.

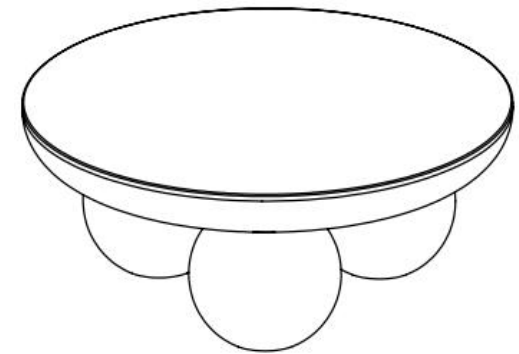
PIECE	DESCRIPTION	PICTURE	QUANTITY	CARTON CALL
A	Table Top		1x	1 of 2
B	Connection Board		1x	1 of 2
C	Legs		3x	2 of 2
HW1	Flat washer M8		12x	2 of 2
HW2	Hex Bolt M8x0.5x40mm		6x	2 of 2
HW3	Hex Bolt M6x0.5x40mm		6x	2 of 2
HW4	Allen Key		1x	2 of 2

SAFAVIEH

C O U T U R E

Model# :SFV2309

Product Dimensions: Dia 38"x15.50"H



Weight Capacity-100 LBS

Warning:Do not stand on Table

Warning:Do not over torque bolts

PREPARATION

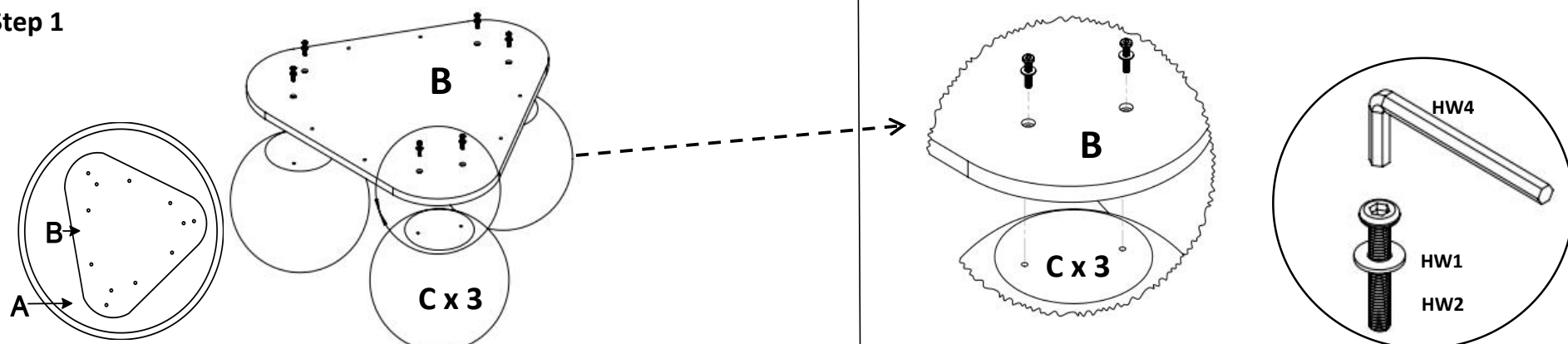
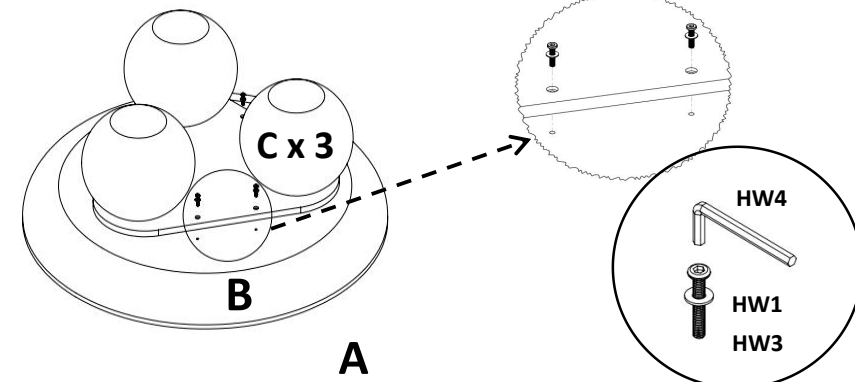
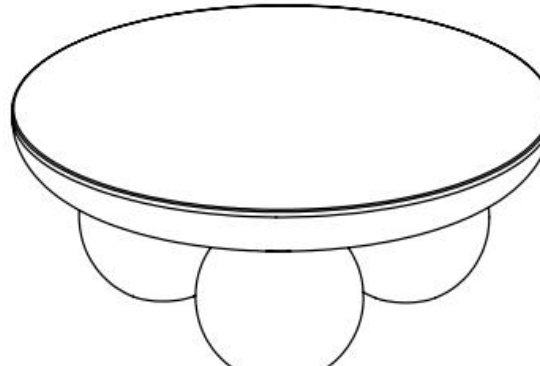
Before beginning assembly of product, make sure all parts are present. Compare parts with package contents list and hardware contents list.

If any part is missing or damaged, do not attempt to assemble the product.

Estimated Assembly Time: 10 minutes.

Tools Required for Assembly (included): Allen Key

If you are having difficulty, our friendly Customer Care team is always here to help. Please email customersupport@safavieh.com

<p>Step 1</p> 	
<p>Take off Connection Board(B) from the bottom of the TableTop (A) Attach Connection Board (B) to Legs (C) , screw from top of Connection Board (B) ;</p>	
<p>Step 2</p> 	<p>Step 3</p> 
<p>Upside down the Table Top (A), attached (B+C) to it, screw from bottom of Connection Board (B);</p>	<p>Recommend 2 people turn over this table on ground ;</p>