

ADDEVIDLI INVOLVIND

MODEL: TA-61029-CA-GG TA-61024-CA-CTR-GG

TA-61029-CHY-GG TA-61024-CHY-CTR-GG

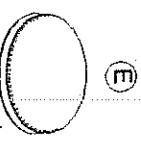
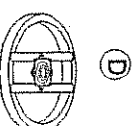
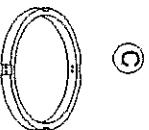
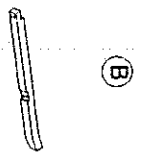
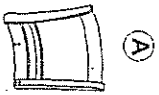
Please read this instruction carefully. Refer to hardware and furniture parts list for guidance. Be sure all parts are complete before assembling. Place all wooden furniture part on a clean and flat soft surface to prevent scratches. Do not tighten all screws until the stool is fully set up.

PART LIST

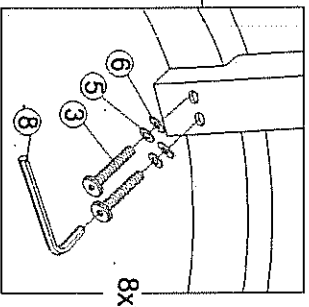
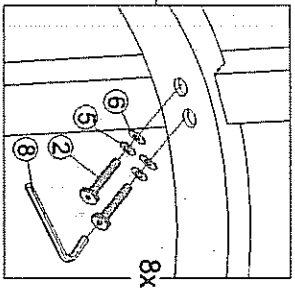
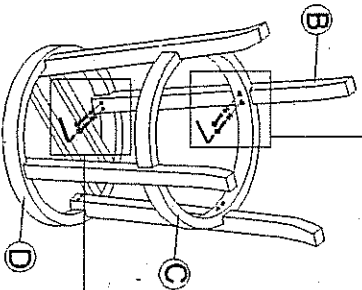
ITEM	DESCRIPTION	QTY
A	Backrest	1pc
B	Chair Leg	4pcs
C	Footrest	1pc
D	Apron with swivel plate	1pc
E	Cushion seal	1pc

HARDWARE LIST

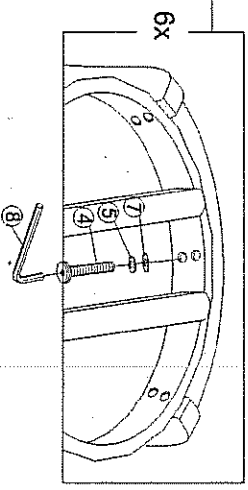
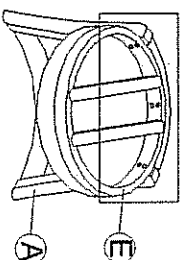
ITEM	DESCRIPTION	QTY
1	JCBC Screw M6x25mm	4pcs
2	JCBC Screw M6x35mm	8pcs
3	JCBC Screw M6x40mm	8pcs
4	JCBC Screw M6x45mm	6pcs
5	Spring Washer M6x10mm	22pcs
6	Flat Washer M6x13mm	16pcs
7	Flat Washer M6x16mm	10pcs
8	Allen key Small M4	1pc



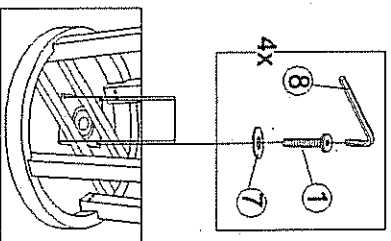
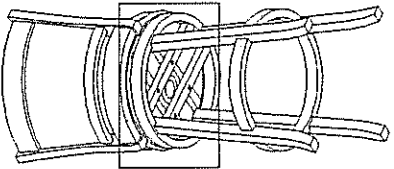
STEP:1



STEP:2



STEP:3



STEP:4

